

XPLORER™

XPLORER™ - SPLICING AND PATCHING 4U

- Swivelling 4U module for splicing and patching
- Up to 144 SC and LC connections
- 19" racks and cabinets
- Manufactured with fibre reinforced composite

The swivelling 4U module pivotes around the axis of the fixed chassis. It is locked on the other side. The depth of the panels is reduced to 230mm based on the pivoting concept.

The rear of the 4U panel rotates open to have easy access to the splice cassettes. After splicing the rear is closed again so that the splice cassettes are protected by a cover.

The panels are symmetrical and can be configured as left or right swivelling modules.

Material and usage characteristics

The panels are made of fibre reinforced composite. This makes the panels more robust compared to traditional metal panels.

The panels are resistant against corrosion, Fungi, UV and the most important aggressive chemicals.

The reduced weight of the panel of around 3,2kg allows the panel to be installed by a single technician.

Density and adaptors

Different connector types and densities are supported. The maximum density is 144 fibre connections for SC and LC connectivity. The SC adaptors have translucent dust caps to allow for visual fault locator so that for instance subscribers and optical channels can be easily identified. The power reduction of the translucent dust caps is 3.5 dB. The LC adaptors have White dust caps that block the laser light.



STANDARDS

IEC 61753-1

Splicing

Pigtails and splice cassettes are splice-ready pre-installed. Three large splice cassettes with a maximum of capacity of 48 splices per cassette are installed. The stacked splice cassettes are tilting to allow easy installation and inspection.

The splice cassettes are for heat shrink splice protectors. Splice cassettes for Aluminum protectors are available on request. The splice cassettes are compatible with bend radius of both G.652.D, G.657.A1 and A2 fibres.

The pigtails have 12 different colors for easy identification. The standard fibre sequence is according to TIA-598-C (Blue, Orange,..), but a customized fibre sequence is available on request.

The optical performance for the pigtails is a high grade B.

Patching

The adaptors are organized in 12 columns of each 12 adaptors. Letters from “A” to “L” identify the vertical columns. The horizontal adaptor rows are numbered from “1” to “12”.

The patch cords are guided per column to the bottom of the panel. An integrated patch cord guide routes the cords to the pivoting axis.

The panel is delivered with a spool kit. It is fixed on the side of the rack with metal cage nuts. The spool kit manages the cords nicely in the cabinet.

Panel fixing

The panels are fixed inside racks with 9,5mm square slots with sockets and pawns that are toolless installed from the front. The fixed chassis and the lock are fixed on the front rail of the cabinets and for enhanced stability during pivoting the fixed chassis on a support rear rail.

Metal cage nuts for 8,3mm and 9,5mm square slots are also supplied.

Fixing of cable

The incoming cables and tubes are fixed inside a comb in the fixed chassis. The comb is optimized for up to 12x cables of 5mm. The tubes are guided from the fixed chassis to the rear

of the swivelling module. Different bridges bring the tubes to the right splice cassette.

Green solution

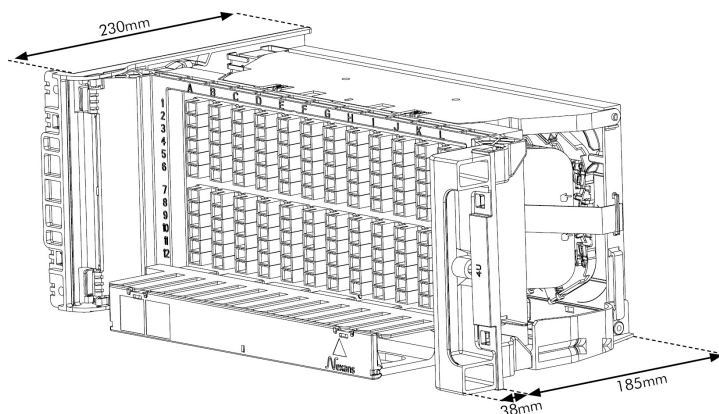
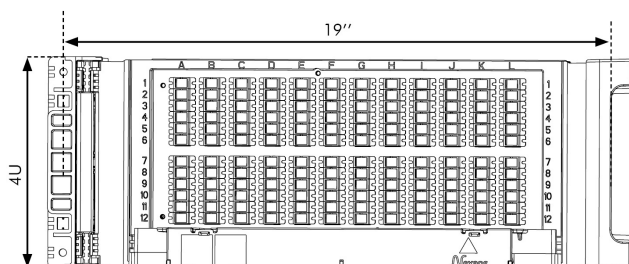
Panels based on fibre reinforced composite have a significant lower environmental impact, especially during production.

The packaging and the protections inside the box are made of cardboard only. This results in a reduced volume of waste and easy treatment.

Available products XPLOER 4U - Splicing and patching


SAP-number	Description
13200091	XPLOER Splicing and Patching Grade B 4U 144xSC/APC
13200092	XPLOER Splicing and Patching Grade B 4U 144xLC/APC

Dimensions XPLOER™ 4U



All drawings, designs, specifications, plans and particulars of weights, size and dimensions contained in the technical or commercial documentation of Aginode is indicative only and shall not be binding on Aginode or be treated as constituting a representation on the part of Aginode.

Open rear of XPLORE™ 4U with splice cassettes



All drawings, designs, specifications, plans and particulars of weights, size and dimensions contained in the technical or commercial documentation of Aginode is indicative only and shall not be binding on Aginode or be treated as constituting a representation on the part of Aginode.

XPLORER™ - Splicing and patching 4U

Characteristics

结构特性

颜色	浅灰 RAL 7035
柜式	19"
材料	Thermoplastic

尺寸特性

深度	185 mm
直径范围	5...19 mm
高度单位	4 U

使用特性

操作温度, 范围	-40...75 °C
阻燃	UL94-V0
最小弯曲半径 - 静态	30 mm
耐化学物质	Hydrocarbons resistant
功能	熔接和跳接
抗UV	是

文件

- XPLORER 1U installation manual - Splice and patch pdf — 5.69 MB [下载 ↓](#)
- XPLORER 1U installation manual - Splitter pdf — 5.45 MB [下载 ↓](#)
- XPLORER 1U installation manual - Patching pdf — 3.72 MB [下载 ↓](#)
- XPLORER 1U installation manual - Storage pdf — 6.21 MB [下载 ↓](#)
- XPLORER 3U installation manual - Splitter pdf — 6.86 MB [下载 ↓](#)
- XPLORER 4U installation manual - Patching pdf — 15.49 MB [下载 ↓](#)
- XPLORER 4U installation manual - Splice and patch pdf — 17.55 MB [下载 ↓](#)
- XPLORER 4U installation manual - Splice and patch - 3 large splice cassettes pdf — 4.48 MB [下载 ↓](#)
- XPLORER 1U installation manual - Splice, patch and splitter pdf — 7.1 MB [下载 ↓](#)
- Eco-design at Aginode - FTTH case study pdf — 1.49 MB [下载 ↓](#)

All drawings, designs, specifications, plans and particulars of weights, size and dimensions contained in the technical or commercial documentation of Aginode is indicative only and shall not be binding on Aginode or be treated as constituting a representation on the part of Aginode.

销售和交付信息

Delivery units - 1U : 72 units per palet - 3U and 4U : 20 units per palet