

Aerial Metallic Self Supported ULW

This cable is used for Access, Distribution, City Network and FTTx applications. It is designed for installation in the BT Fibre Network in Overhead and Underground environments.

The cable is design to respond to the British Telecommunications Specifications CW1842 and related specifications CW1500 part 2, 7 and 11.

Maximum spans 68m.

Characteristics & Applications

- Metallic strength members
- Microbundles inside - easy to open without special tools
- Waterproof dry core structure
- Small size design to minimize the effect of ice and wind
- Fully compatible with the reference BT toolings for cable opening
- Breaking load < 2000N

Fibre Type

Compliant with BT CW1505 Cat2 and ITU-T G657A1

Construction

- Jelly filled microbundles containing coloured fibres
- Swellable yarns
- HDPE outer sheath with embedded metallic brass coated steel wires
- Colour : Black outer sheath with 2 yellow stripes at 180°



STANDARDS

13782-99HH
EN 187000
IEC 60794

Aerial Metallic Self Supported ULW

CHARACTERISTICS

结构特性

光纤类型	SM
外护套	HDPE
加强构件	Steel rods
结构类型	多束管

尺寸特性

管数	3
近似重量	34 kg/km
光纤数	36
标称外径	7.0 mm

机械特性

允许牵引负载	65 daN
耐冲击 (EN 187 000)	10 J
耐挤压 (IEC 794-1-E3)	200 N/cm










使用特性



防啮齿保护	无
操作温度, 范围	-20...70 °C
存储温度范围	-40...70 °C
安装类型	架空 - 自承式
环境安装温度, 范围	0...40 °C
敷设时弯曲系数	20 (xD)

销售和交付信息

LASER <714> FB WWYY COF215 ULTRA LIGHT WEIGHT OH FIBRE CABLE XXF/21 PROPERTY OF BT - LASER- <714> N°OF - T hor - CCCCCM

Product list

	Aginode ref.	Country ref.	Name	光纤类型	光纤数	管数	允许牵引负载
		-	ULW 3x12 SP1922 (PIA)	SM	36	3	65 (daN)
		-	ULW 2x12 SP1922 (PIA)	SM	24	2	65 (daN)
		-	ULW 1x12 SP1922 (PIA)	SM	12	1	65 (daN)
		-	ULW 4x12 SP1922 (PIA)	SM	48	4	65 (daN)
		-	ULW 96F 8x12 SP2037 (PIA)	G657A1 - 200 μm	96	8	65 (daN)
		-	ULW 1x12 SP1922 RR (PIA)	SM	12	1	65 (daN)
		-	ULW 3x12 SP1922 RR (PIA)	SM	36	3	65 (daN)
		-	ULW 2x12 SP1922 RR (PIA)	SM	24	2	65 (daN)
		-	ULW 4x12 SP1922 RR (PIA)	SM	48	4	65 (daN)

 = Make to order,  = In Stock

All drawings, designs, specifications, plans and particulars of weights, size and dimensions contained in the technical or commercial documentation of Aginode is indicative only and shall not be binding on Aginode or be treated as constituting a representation on the part of Aginode.