



aginode

Appel d'Offres modulaire Aginode



Merci de votre intérêt pour nos documents d'appel d'offres NG pour Locaux Utilisateurs, Centres de Données et FTTO

Trois collections de fichiers (format ZIP) sont disponibles:

A.O. pour Locaux d'Utilisateurs

A.O. pour Centres de Données

A.O pour câblage FTTO



Contenu des fichiers ZIP

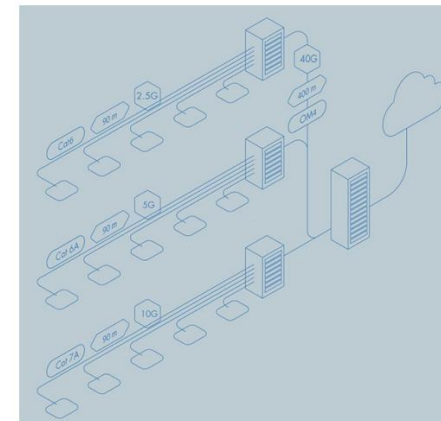
Le fichier ZIP pour AO Locaux d'Utilisateurs
NG contient
Le document modulaire AO Locaux d'Utilisateurs
Ce guide utilisateur

Building Structured Cabling System

Request For Proposal

Modular master document to be tailored according to the requirements for the considered project

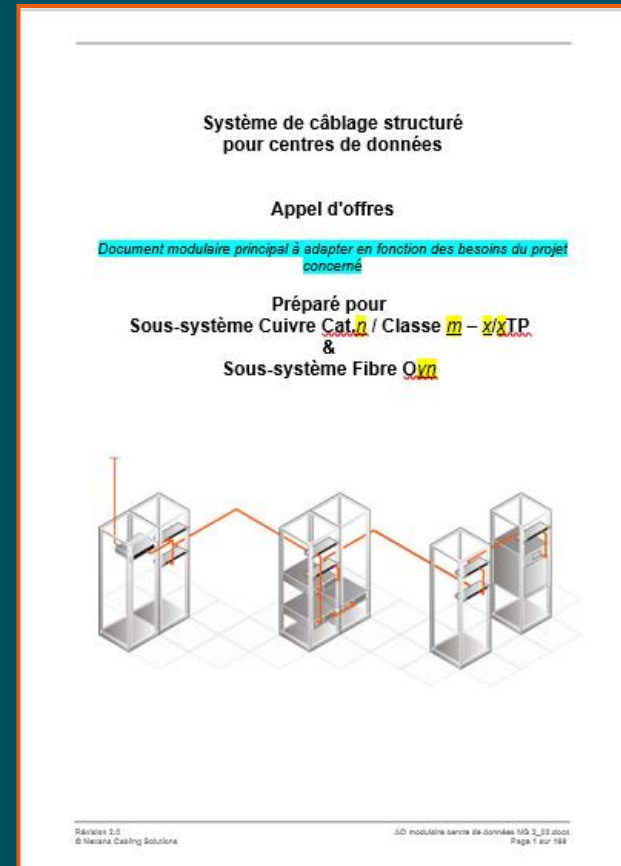
Prepared for
Cat. n / Class m – X/XTP copper sub-systems
&
Oyn fibre sub-system



Contenu des fichiers ZIP

Le fichier ZIP pour AO Centres de Données
NG contient

Le document modulaire AO Centre de Données
Ce guide utilisateur



Contenu des fichiers ZIP

Le fichier ZIP pour AO câblage FTTO
NG contient

Le document modulaire AO câblage FTTO
Ce guide utilisateur

**Système de câblage structuré FTTO
pour locaux utilisateurs**

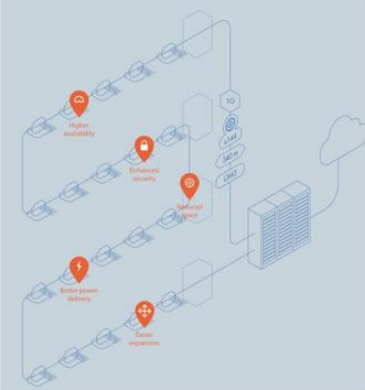
Appel d'offres

*Document modulaire principal à adapter en fonction des besoins du
projet concerné*

Préparé pour

**Un système Fibre OM3 / OM4 / OS2
utilisant
des ensembles préconnectorisés / des faisceaux
extractibles**

en topologie physique en Étoile / Anneau
(Veuillez garder uniquement la technologie et topologie que vous souhaitez utiliser)



Comment créer un document d'Appel d'Offres?

Le document modulaire contient tous les chapitres pour tout type d'AO

Vous adaptez ce document en fonction de vos besoins

Tout au long du document modulaire, vous trouverez des phrases d'instructions surlignées en jaune

Table of Contents

1. Standards & Regulations	5
2. Compliance to European Construction Product Regulation (CPR)	5
3. Copper sub-system	7
3.1. Cat 6 copper sub-system	7
3.2. Cat 6A copper sub-system	8
3.3. Cat 7A copper sub-system	9
4. Fibre sub-system	9
4.1. OM3 bend insensitive (BIMMF) fibre sub-system	9
4.2. OM4 bend insensitive (BIMMF) fibre sub-system	11
4.3. OM5 bend insensitive (BIMMF) fibre sub-system	13
4.4. OS2 bend insensitive (BI) fibre sub-system	13
5. Automated Infrastructure Management System	15

6. Automated Infrastructure Management System

As a result of the contract, the contractor shall ensure that the contractor provides a service that is capable of providing real-time, audit and monitoring being carried out by the contractor and not at intervals and reports of events to the contractor. 2. In order for the contractor to be able to provide the service, the contractor shall ensure that the contractor provides a service that is capable of providing real-time, audit and monitoring being carried out by the contractor and not at intervals and reports of events to the contractor.

7. Zone Distribution (ZD) Cabling

The contractor shall ensure that the contractor provides a service that is capable of providing real-time, audit and monitoring being carried out by the contractor and not at intervals and reports of events to the contractor. 2. In order for the contractor to be able to provide the service, the contractor shall ensure that the contractor provides a service that is capable of providing real-time, audit and monitoring being carried out by the contractor and not at intervals and reports of events to the contractor.

The contractor shall ensure that the contractor provides a service that is capable of providing real-time, audit and monitoring being carried out by the contractor and not at intervals and reports of events to the contractor. 2. In order for the contractor to be able to provide the service, the contractor shall ensure that the contractor provides a service that is capable of providing real-time, audit and monitoring being carried out by the contractor and not at intervals and reports of events to the contractor.

The contractor shall ensure that the contractor provides a service that is capable of providing real-time, audit and monitoring being carried out by the contractor and not at intervals and reports of events to the contractor. 2. In order for the contractor to be able to provide the service, the contractor shall ensure that the contractor provides a service that is capable of providing real-time, audit and monitoring being carried out by the contractor and not at intervals and reports of events to the contractor.

7.1. ZD Copper Zone Distribution Cables

The contractor shall ensure that the contractor provides a service that is capable of providing real-time, audit and monitoring being carried out by the contractor and not at intervals and reports of events to the contractor. 2. In order for the contractor to be able to provide the service, the contractor shall ensure that the contractor provides a service that is capable of providing real-time, audit and monitoring being carried out by the contractor and not at intervals and reports of events to the contractor.

The contractor shall ensure that the contractor provides a service that is capable of providing real-time, audit and monitoring being carried out by the contractor and not at intervals and reports of events to the contractor. 2. In order for the contractor to be able to provide the service, the contractor shall ensure that the contractor provides a service that is capable of providing real-time, audit and monitoring being carried out by the contractor and not at intervals and reports of events to the contractor.

The contractor shall ensure that the contractor provides a service that is capable of providing real-time, audit and monitoring being carried out by the contractor and not at intervals and reports of events to the contractor. 2. In order for the contractor to be able to provide the service, the contractor shall ensure that the contractor provides a service that is capable of providing real-time, audit and monitoring being carried out by the contractor and not at intervals and reports of events to the contractor.

The contractor shall ensure that the contractor provides a service that is capable of providing real-time, audit and monitoring being carried out by the contractor and not at intervals and reports of events to the contractor. 2. In order for the contractor to be able to provide the service, the contractor shall ensure that the contractor provides a service that is capable of providing real-time, audit and monitoring being carried out by the contractor and not at intervals and reports of events to the contractor.

The contractor shall ensure that the contractor provides a service that is capable of providing real-time, audit and monitoring being carried out by the contractor and not at intervals and reports of events to the contractor. 2. In order for the contractor to be able to provide the service, the contractor shall ensure that the contractor provides a service that is capable of providing real-time, audit and monitoring being carried out by the contractor and not at intervals and reports of events to the contractor.

The contractor shall ensure that the contractor provides a service that is capable of providing real-time, audit and monitoring being carried out by the contractor and not at intervals and reports of events to the contractor. 2. In order for the contractor to be able to provide the service, the contractor shall ensure that the contractor provides a service that is capable of providing real-time, audit and monitoring being carried out by the contractor and not at intervals and reports of events to the contractor.

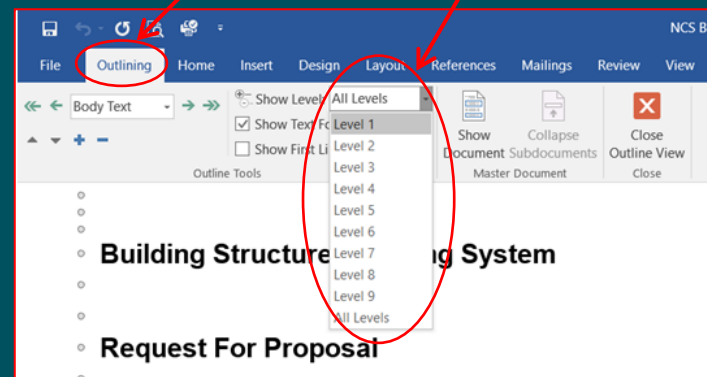
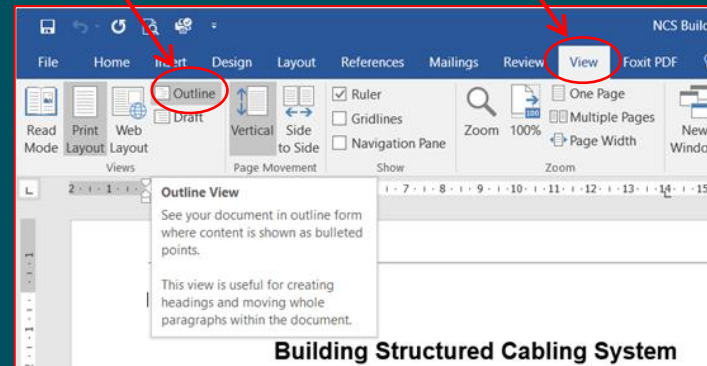
The contractor shall ensure that the contractor provides a service that is capable of providing real-time, audit and monitoring being carried out by the contractor and not at intervals and reports of events to the contractor. 2. In order for the contractor to be able to provide the service, the contractor shall ensure that the contractor provides a service that is capable of providing real-time, audit and monitoring being carried out by the contractor and not at intervals and reports of events to the contractor.



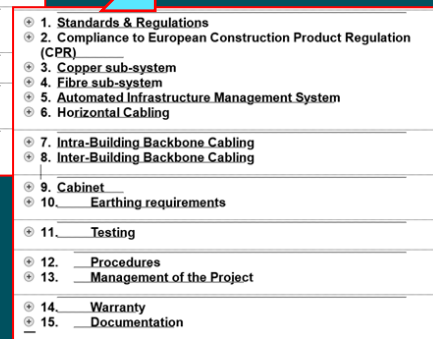
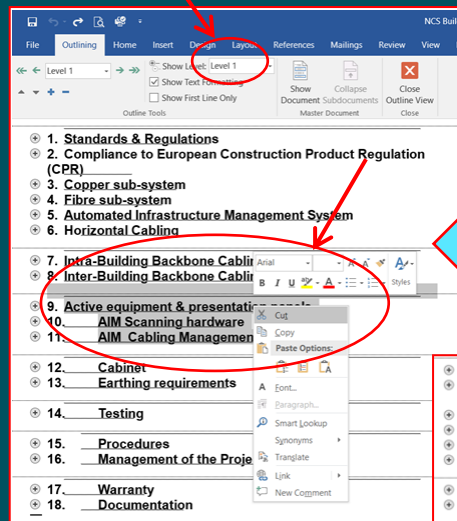
Comment créer un Appel d'Offre?

Toutes les versions possibles sont contenues dans le document

En utilisant le mode Plan de MS Word, le contenu du document peut être réduit à la liste des têtes de chapitres principaux et être ensuite développé niveau par niveau



Comment créer un Appel d'Offre?



Sélectionner d'abord le niveau 1 pour réduire le document aux têtes de chapitres principaux

Sélectionner et supprimer les têtes de chapitres dont vous n'avez pas besoin pour votre projet

Note

Dans le mode Plan, supprimer une tête de chapitre supprimera aussi tout son contenu.

Par exemple si un système de câblage intelligent n'est pas nécessaire, supprimez les chapitres 5, 9, 10 et 11.



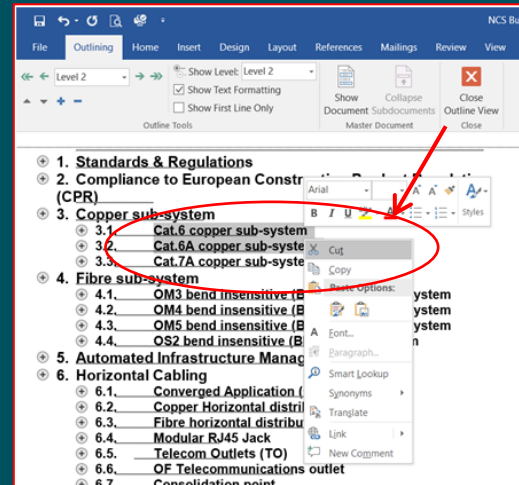
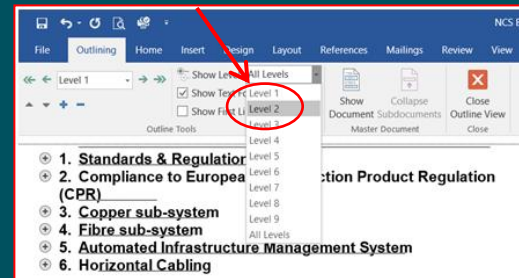
Comment créer un Appel d'Offre?

Sélectionnez le niveau 2 pour développer le document au niveau suivant

Sélectionner et supprimez les sous-chapitres dont vous n'avez pas besoin pour votre projet

Par exemple si vous avez besoin d'un sous-système cuivre cat.7A, supprimez les sous-chapitres relatifs aux autre catégories.

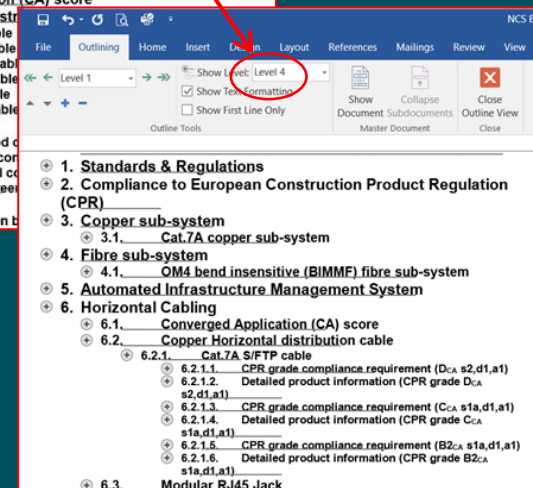
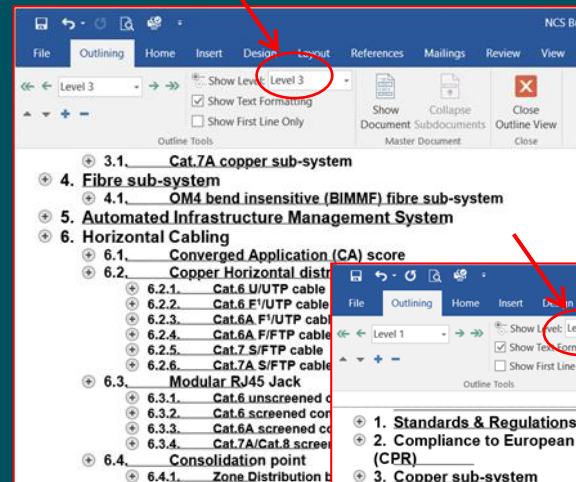
Note: La numérotation des chapitres sera à nouveau automatiquement mise à jour



Comment créer un Appel d'Offre?

Continuez le processus avec les niveaux suivants

- A.O locaux utilisateurs: 4 niveaux
- A.O. centre de données: 5 niveaux
- A.O. câblage FTTO: 4 niveaux
- A.O. 4G/5G: 4 niveaux



Comment créer un Appel d'Offre?

A propos des grades RPC des câbles et des assemblages pré-connectorisés

Pour certains produits plusieurs classes sont proposés

Supprimez simplement celles dont vous n'avez pas besoin

Note: Pour en savoir plus au sujet de la nouvelle réglementation européenne RPC voir le chapitre 2 de chaque A.O.

The screenshot shows a tree view of product specifications. The root node is '6.2.1. Cat.7A S/FTP cable'. It has three sub-nodes circled in red:

- 6.2.1.1. CPR grade compliance requirement (D_{CA} s2,d1,a1) - Labeled 'RPC grade D_{ca}'
- 6.2.1.2. Detailed product information (CPR grade D_{CA} s2,d1,a1) - Labeled 'RPC grade C_{ca}'
- 6.2.1.3. CPR grade compliance requirement (C_{CA} s1a,d1,a1) - Labeled 'RPC grade B2_{ca}'

Below these are two more sub-nodes:

- 6.2.1.4. Detailed product information (CPR grade C_{CA} s1a,d1,a1)
- 6.2.1.5. CPR grade compliance requirement (B2_{CA} s1a,d1,a1)

6.2.1.6. Detailed product information (CPR grade B2_{CA} s1a,d1,a1)



Comment créer un Appel d'Offre?

A propos des sous-chapitres 'Informations produit détaillée'

Pour chaque produit proposé, un sous-chapitre qui présente une photo du produit ainsi que des exemples de références produits Nexans est à présent proposé

Si ces informations ne sont pas voulues ou ne sont pas autorisées pour votre projet supprimez tous les chapitres 'Information produit détaillée'

6.2.2.2. Information produit détaillée (Niveau RPC Cca s1,d1,a1)



Exemple de produit

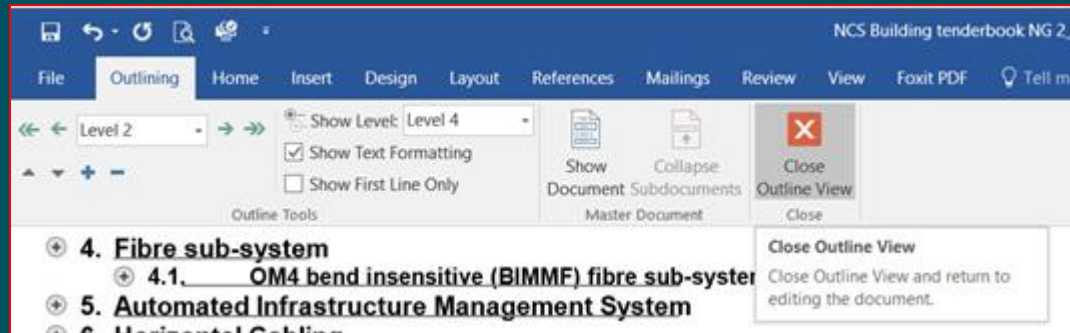
LANmark-OF Tight Buffer Universal 12x Singlemode 9/125 OS2 LSZH Cca S1 d1 a1 Yellow
Code Aginode: N164.TBUN12-YC

LANmark-OF Tight Buffer Universal 24x Singlemode 9/125 OS2 LSZH Cca S1 d1 a1 Yellow
Code Aginode: N164.TBUN24-YC



Comment créer un Appel d'Offre?

A la fin du processus, fermez le mode plan

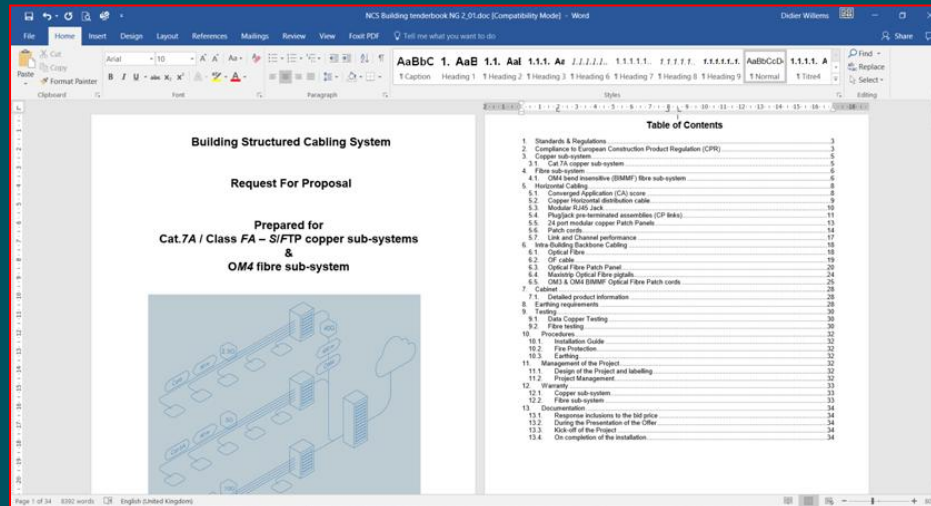


Comment créer un Appel d'Offre?

Supprimez tous les textes d'instructions surlignés ainsi que la première page d'instructions

Mettez la page de garde à jour avec les solutions choisies

Cliquez droit dans la table des matières, sélectionnez 'mise à jour des champs' et ensuite choisissez 'mise à jour de toute la table'



The screenshot shows a Microsoft Word document in Compatibility Mode. The document title is 'Building Structured Cabling System'. The main content area displays the following text:

Request For Proposal

Prepared for
Cat.7A / Class FA – SI/FTP copper sub-systems
&
OM4 fibre sub-system

Below the text is a diagram illustrating a structured cabling system with various components like patch panels, switches, and servers connected by cables.

On the right side, the 'Table of Contents' is visible, listing various sections and their corresponding page numbers:

Section	Page
1. Standards & Regulations	3
2. Compliance to European Construction Product Regulation (CPR)	5
3. Copper sub-system	5
3.1 Cat 7A copper sub-system	5
4. Fibre sub-system	6
4.1 OM4 bend insensitive (BIMM) fibre sub-system	6
5. Horizontal Cabling	8
5.1 Converged Application (CA) score	8
5.2 Copper horizontal distribution cables	9
5.3 Modular 220V Jack	9
5.4 Plugjack/pole-mounted assemblies (CP links)	11
5.5 Patch cords	13
5.7 Link and Channel performance	17
6. Intra-Building Backbone Cabling	18
6.1 Optical fibre	18
6.2 OF cable	19
6.3 Optical Fibre Patch Panel	20
6.4 Multimode Optical Fibre pigtail	24
6.5 OM3 & OM4 (BIMM) Optical Fibre Patch cords	25
7. Cabinet	28
7.1 Detailed product information	28
8. Earthing requirements	28
9. Testing	30
9.1 Data Copper Testing	30
9.2 Fibre testing	30
10. Performance	30
10.1 Installation Guide	32
10.2 Pin Protection	32
10.3 Earthing	32
11. Management of the Project	32
11.1 Design of the Project and labelling	32
11.2 Project Management	32
12. Warranty	33
12.1 Copper sub-system	33
12.2 Fibre sub-system	33
13. Documentation	34
13.1 Response Inclusions to the bid price	34
13.2 During the Preparation of the Offer	34
13.3 Kick-off of the Project	34
13.4 On completion of the installation	34



Comment créer un Appel d'Offre?

Pour changer et/ou mettre à jour les entêtes et pieds de page:

Cliquez deux fois dessus et vous obtiendrez accès à ces champs de texte

Les changements s'appliqueront à toutes les pages du document

defined in the latest editions of the standards: ISO/IEC DIS 11801 Ed.3 or EN 50173 Ed.2.

Footer

Revision 2.0
© Nexans Cabling Solutions

NCS Building tenderbook NG 2_01.doc
Page 1 of 113

Header

All proposed components including the patch cords have to be produced by the same manufacturer. This issue will ensure that a « **Class EA Channel Warranty** » can be obtained from the manufacturer.

3.3. Cat.7A copper sub-system

This Tender document covers the design, supply, installation, testing and commissioning of a Category 7A cabling system.

Tenders shall propose and submit a Category 7A universal cabling system which will function for voice, data and LAN communications, for video applications etc.

The data sheets and warranty modules showing the features and the guaranteed requirements of this RFP will be attached by the vendor to his tender documents.

Header

Macrobend loss

Multimode fibres / Wavelength	850nm	1300
100 turns on a 37.5 mm radius mandrel	≤ 0.5 dB	≤ 0
2 turns on a 15 mm radius mandrel	≤ 0.1 dB	≤ 0
2 turns on a 7.5 mm radius mandrel	≤ 0.2 dB	≤ 0

The cabling system is also open to new applications which require an OMS cabling the latest editions of the standards: ISO/IEC DIS 11801 Ed.3 or EN 50173 Ed.2.

Context menu options: Cut, Copy, Paste, Update Field, Edit Field..., Toggle Field Codes, Font..., Paragraph..., Bullets, Numbering.



Support et feedback

Si vous avez besoin de support ou si vous avez des remarques, veuillez prendre contact avec le département central de support technique

didier.willems@aginode.net

koen.deruytter@aginode.net

alex.fanfani@aginode.net

Aginode Belgium

[Data Network Solutions \(aginode.net\)](https://www.aginode.net)

