

Mechanical closure / BLACKBOX 2L

BLACKBOX 240F WITH COILING PLATE FOR G652D FIBRE

Aginode Ref: 10257104

BLACKBOX with 2 splicing trays of 120F and coiling plate

In the context of FFTH deployment, the BLACKBOX closure is used as an Optical Branch Point. Designed for Straight or Butt Mid-Span installation onto a distribution cable-either crossing or terminating, the closure ensures protection of optical cables splices in underground works.

Midspan techniques and extraction techniques are well known to bring progressive deployments of optical and FTTH networks. A main cable is laid down, underground, while offering a possible later fiber connection in manholes towards the access network. Thanks to its 4 midspan ports, 2 windows of the same extraction cable can be done, allowing cutting and extracting at the same time in the same closure. These features bring installation time savings.

Main functions

1/ Protect the fibres

- Ensure the fibre radius
- Protect the fibres and the splices

2/ (Re)Protect the cables


- Re-protect the main cables
- Fix the main cables and distributed cables

3/ (Re)seal

4/ Frequent opening

Design

The closure is equipped with a body and a cover closed by 4 draw latches. The main cable is prepared on a removable plate which is in turn fastened at the rear of the closure. Mechanical tightness is performed using a double rubber seal

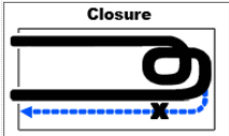
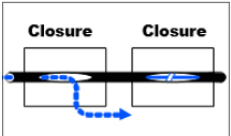
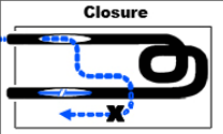


STANDARDS

Aginode specification

and various lengths of sealant applied on the main cable depending on their diameter. The branch cables come out of the closure through 4 mechanical tightening ports, each port having the capacity to host one or several cables (see table of sealing kits). The body is equipped with a valve allowing a pressurization after installation to check watertightness. The product is available in 3 versions depending of the type of fibre used (720F for G657A2, 360F for G657A1 and 240F for G652D fibre).

Product Usage

Standard Midspan	Standard Extraction	Double windows extraction
 <p>The cable is stripped. The fibers are coiled in the closure. One fiber is selected and spliced</p>	 <p>Two windows are made at 2 different places. One fiber is cut at one place and extracted at the other place</p>	 <p>The same cable is installed twice in the same closure. Thus 2 windows can be at once, allowing the cut the right fibre in the first window and extract is from the second window. This fibre can then be spliced</p>

3-sealing concept

 <p>The main cable is installed onto a plate, which is then fixed at the rear of the closure, normally not removed</p>	 <p>The cover, once removed, brings a large access to fibers, as many times as needed</p>	 <p>The cables are fixed inside and sealed with 4 glands. Each gland can receive several cables, depending on the diameter</p>
---	--	---

Tightness range table

Code SAP	Nb cables	Diameter (mm)												
		3	4	5	6	7	8	9	10	11	12	13	14	
10242172	4													
10260482	3													
10242170	4													
10242167	2													
10242164	1													
10242111	1													

All drawings, designs, specifications, plans and particulars of weights, size and dimensions contained in the technical or commercial documentation of Aginode is indicative only and shall not be binding on Aginode or be treated as constituting a representation on the part of Aginode.

BLACKBOX 24OF with coiling plate for G652D fibre

Characteristics

Construction characteristics

Colour	Black
Material	Thermoplastic

Dimensional characteristics

Height	80 mm
Width	195 mm
Length	202 mm
Number of cassettes	2
Splice number	24
Diameter main cable	4...15 mm
Diameter branch cable	4...6 mm

Mechanical characteristics

IK Rating	9
-----------	---

Usage characteristics

Operating temperature, range	-40...65 °C
Midspan	Yes
Number of ports	8
Minimum static operating bending radius	30 mm
U.V resistance	Yes
Packaging	Box
Installation type	Outdoor
RoHS compliant	Yes
Watertightness	IP 68

Documentation

BLACKBOX 24OF for G652 fibre - instructions FR/EN pdf — 14.06 MB [Download](#) ↓

All drawings, designs, specifications, plans and particulars of weights, size and dimensions contained in the technical or commercial documentation of Aginode is indicative only and shall not be binding on Aginode or be treated as constituting a representation on the part of Aginode.