

BRIGHTBOX™ splice closure

Splicing closure - Underground & Aerial

- 2 formats for 144 and 288 splices
- Versatile and user-friendly
- Innovative fibre management system
- NFC tag for product library access
- Safety lock to prevent unauthorized or accidental openings

The BRIGHTBOX™ is a compact closure range for splicing optical cable and is designed for aerial and underground applications. It is available in 2 sizes S1 and S2 with respective splicing capacities of 144 and 288 splices. The main functions are:

- To protect up to 288 splices
- To coil and identify effectively and easily the optical fibres
- To distribute fibre from a feeder cable to drop, spur or distribution cables with its 8 ports that can each accept up to 4 cables

The modern and secure range of watertight closure BRIGHTBOX™ is made with high-strength material to reach an IK09 level and IP68 watertightness and dust protection.

It consists in a base equipped with a metallic tray, supporting organizers and splice cassettes, and a removable cover which is closed with 2 lateral draw latches. The metallic tray integrates on the back a loop storage basket for mid-span applications. The base has a pressure test valve for flash testing and also an optional grounding system.

The base of the closure, common to the 2 sizes, has 1 mid-span entry (from Ø6 to 20mm) as well as 8 standard ports with single or multi-cables outputs (from Ø3 to 18mm). Mechanical tightness is performed using a double rubber seal and a length of sealant applied on the mid-span cable. Branch cables are sealed using mechanical sealing glands. A large range of tightness kits is available (see sealing kits for standard ports). The outgoing cables and its reinforcements (strength member, aramid yarns) are fixed to the clamping system outside the box for more comfort during installation. Then the



clamping system is clipped on the nut of the glands installed on the base.

The innovative fibre management system allows flexibility in the cabling of the product. It is composed of plastic organizers with 4 slots for splice cassettes (up to 3 organizers for S1/144OF and 6 organizers for S2/288OF version). 2 types of two storage areas splicing cassettes are available:

- 1-slot cassette with a capacity of 12 splices for heat-shrinkable splice protectors with 1 splitter holder (up to 1x16 bare fibre)
- 2-slots cassette with a capacity of 24 splices with removable splice holders allowing the installation of other types of insert (ANT, ribbon or splitters)

BRIGHTBOX™ has a single fibre management system (SFM) with its vertical path which allows the routing of each fibre in any splice cassettes available. Combs could be also placed on each side of the 4-slots plastic organizer to route directly elements of cable (microbundles, loose tube or ribbon) to save time/OPEX.

In term of SMART component, the BRIGHTBOX™ integrates an NFC tag which allows a quick access with a smartphone of all information of the product (instruction manual, datasheets, video ...).

SEALING KITS FOR STANDARD PORTS

Cable nb	Diameter (mm)																	
	3	4	5	6	7	8	9	10	11	12	13	14	15	16	17	18		
4	■	■																
3		■	■	■														
4		■	■	■														
2				■	■													
1					■	■	■	■										
1									■	■	■	■						
1										■	■	■	■	■	■	■		

All drawings, designs, specifications, plans and particulars of weights, size and dimensions contained in the technical or commercial documentation of Aginode is indicative only and shall not be binding on Aginode or be treated as constituting a representation on the part of Aginode.

BRIGHTBOX™ splice closure

CHARACTERISTICS

Construction characteristics

Colour	Black
Cable entry	From the bottom
Material	Thermoplastic

Dimensional characteristics

Depth	230 mm
Height	400 mm
Length	350 mm
Splice number	48
Diameter main cable	6...20 mm
Diameter branch cable	3...18 mm

Mechanical characteristics

IK Rating	9
-----------	---

Usage characteristics

Operating temperature, range	-40...65 °C
Midspan	Yes
Number of ports	4
Minimum static operating bending radius	30 mm
U.V resistance	Yes
Packaging	Box
Installation type	Outdoor
RoHS compliant	Yes
Watertightness	IP 68





















Resources

Documentation

BRIGHTBOX™ - instructions (FR/EN) pdf — 17.5 MB [Download](#) ↓

All drawings, designs, specifications, plans and particulars of weights, size and dimensions contained in the technical or commercial documentation of Aginode is indicative only and shall not be binding on Aginode or be treated as constituting a representation on the part of Aginode.

Product list

Aginode ref.	Country ref.	Name	Colour	Height	Number of branched cables	Splice number
 13200196	-	BRIGHTBOX™ S2 48 splices 4 ports	Black	400 (mm)		48
 13200197	-	BRIGHTBOX™ S2 48 splices 8 ports	Black	400 (mm)		48
 13200144	-	Pole coiling device	Black	415 (mm)		
 13200192	-	BRIGHTBOX™ S1 48 splices 0 port	Black	300 (mm)		48
 23200293	-	Sealing kit for 1 cable 7 to 11mm	Black		1	
 13200193	-	BRIGHTBOX™ S1 48 splices 4 ports	Black	300 (mm)		48
 13200194	-	BRIGHTBOX™ S1 48 splices 8 ports	Black	300 (mm)		48
 13200195	-	BRIGHTBOX™ S2 48 splices 0 port	Black	400 (mm)		48
 13200202	-	Organizer 4 cassettes 12OF	Light grey RAL 7035	55 (mm)		48
 23200295	-	Sealing kit for 2 cables 6 to 7mm	Black		2	
 23200297	-	Sealing kit for 4 cables 3 to 4mm	Black		4	
 13200149	-	Belt for padlock	Black	21 (mm)		
 23200296	-	Sealing kit for 3 cables 4 to 6mm	Black		3	
 23200292	-	Sealing kit M25 for 1 cable 12 to 18mm	Black		1	
 23200298	-	Sealing kit for 4 cables 4 to 6mm	Black		4	
 23200299	-	Plug kit	Black			
 13200207	-	Mounting bracket	Black	127 (mm)		
 13200148	-	Security belt with key lock	Black	55 (mm)		
 13200204	-	Organizer 2 cassettes 24OF	Light grey RAL 7035	55 (mm)		48
 23200294	-	Sealing kit for 1 cable 11 to 14mm	Black		1	

 = Make to order,  = In Stock

All drawings, designs, specifications, plans and particulars of weights, size and dimensions contained in the technical or commercial documentation of Aginode is indicative only and shall not be binding on Aginode or be treated as constituting a representation on the part of Aginode.