OPTEASTAR 2+ 19'' cabinets Accessories



STANDARDS

Aginode specification

Openrack structures height 45U with high density using sets 600+800x300 or with high modularity using sets 600+300x300

OPTEASTAR 2+ cabinets can be located on different interconnection nodes on fiber optic network (WAN, SAN, LAN or FTTx) for configurations point to point or PON with integration of splitters in Central Office or POP (Point Of Presence), or even for riser mutualization at the basement of a building with a large number of subscribers.

To answer to this plurality of solutions, its design is based on an optimized modularity allowing high density connectivity for all types of cabling :

- Inter-frame patching
- Interconnection
- Cross-connection

OPTEASTAR 2+ cabinets are compatible with all types of 19''optical modules (except subrack). Depending on the need, the range is available in various heights up to 2200mm, a standard depth of 300 mm and a width of 600, 900 or optimized to 800mm.

This OPTEASTAR 2+ version also facilitates the assembly of several cabinets (side by side or back to back) for big sites and allows an openrack use. This is very easy to disassemble the cabinet, a delivery in kit is possible on demand in case of difficult access (staircase).

Composition

OPTEASTAR 2+ modular cabinets are optimized for openrack configuration without door, roof and panel. Structure is the same as single configuration, but composed with assembling of 19'' openracks and various accessories:

- Set 600+800x300 with 2 racks and W central coiling area
- Set 800x300 with 1 rack and left coiling area to finish a row

or

- Set 600+300+600x300 with 2 racks and W central coiling area

All drawings, designs, specifications, plans and particulars of weights, size and dimensions contained in the technical or commercial documentation of Aginode is indicative only and shall not be binding on Aginode or be treated as constituting a representation on the part of Aginode.

- Set 600x300 with 1 rack
- Set 300x300 with W coiling area

and

- Set of 2 removable side panels
- Rear panel
- Full roof or with brushes

The composition will be adapted depending on the configuration.

Cabling

Fiber optic cables entry is performed by the plinth and/or by the roof. Cables clamping and fanout is also made in lower and/or upper part on each cabinet.

Fixing

Cabinet can be fixed to the wall, the floor, back to back or side by side.

Example, configuration with 3 sets 600+800x300



Cable management behind the modules

All drawings, designs, specifications, plans and particulars of weights, size and dimensions contained in the technical or commercial documentation of Aginode is indicative only and shall not be binding on Aginode or be treated as constituting a representation on the part of Aginode.

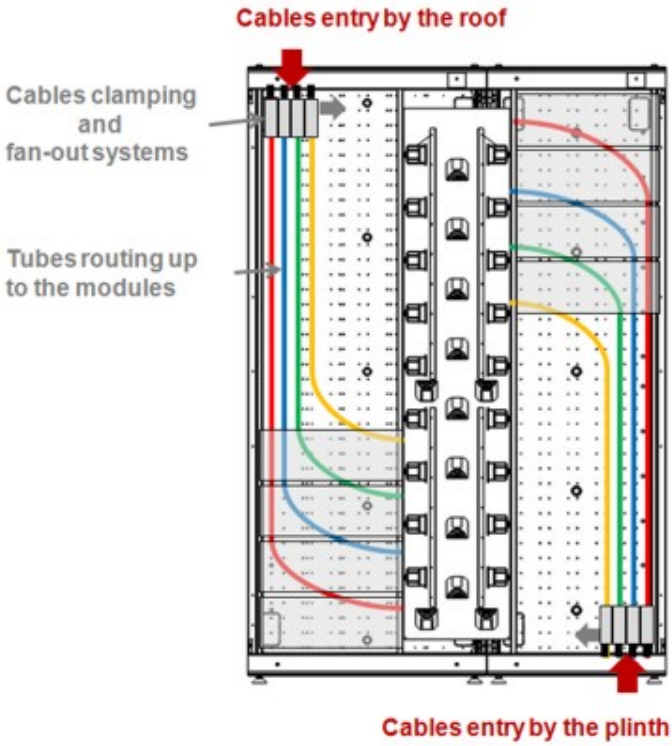

W coiling principle

##image:92558:center##

Only one length of patch cord for all configurations of patching.

All drawings, designs, specifications, plans and particulars of weights, size and dimensions contained in the technical or commercial documentation of Aginode is indicative only and shall not be binding on Aginode or be treated as constituting a representation on the part of Aginode.

OPTEASTAR 2+ 19'' cabinets Accessories

CHARACTERISTICS

Construction characteristics	
Colour	Grey
Material	Steel
Dimensional characteristics	
Depth	300 mm
Width	1400 mm
Heightunit	45 U
Mechanical characteristics	
IK Rating	10
Usage characteristics	
Operating temperature, range	-10...60 °C
Minimum static operating bending radius	30 mm
Packaging	Pallet
Installation type	Indoor

Resources

Clamping device for cable 6/12/24 tubes

ABS 1504 Ind.D.pdf pdf — 1.97 MB Download

Selling & delivery Information

Packaging: 2 sets per pallet 800x1200

All drawings, designs, specifications, plans and particulars of weights, size and dimensions contained in the technical or commercial documentation of Aginode is indicative only and shall not be binding on Aginode or be treated as constituting a representation on the part of Aginode.

Product list

	Aginode ref.	Country ref.	Name	Heightunit
	10267741	-	2 Side panels 45U with fast closing	45 (U)
	10267873	-	Ground kit for 2 side panels	45 (U)
	10267740	-	2 Side panels 42U with fast closing	42 (U)
	10267997	-	Sets 300+600x300 45U with rack 19'' on the right	45 (U)
	10267998	-	Sets 300+600x300 42U with rack 19'' on the right	42 (U)
	10267999	-	Sets 600+300x300 45U with rack 19'' on the left	45 (U)
	10268000	-	Sets 600+300x300 42U with rack 19'' on the left	42 (U)
	10268001	-	Sets 600+300+600x300 42U with 2 racks 19'' on the ends	42 (U)
	10268002	-	Sets 600+300+600x300 45U with 2 racks 19'' on the ends	45 (U)
	10268003	-	Sets 600+800x300 42U with 2 racks 19'' on the ends	42 (U)
	10268084	-	Sets 600+800x300 45U with 2 racks 19'' on the ends	45 (U)
	10268085	-	Set 800x300 42U with rack 19'' on the right	42 (U)
	10268086	-	Set 800x300 45U with rack 19'' on the right	45 (U)
	10268087	-	Set 800x300 42U with rack 19'' on the left	42 (U)
	10268088	-	Set 800x300 45U with rack 19'' on the left	45 (U)
	10267734	-	Roof 800x300 with brushes	45 (U)
	10267735	-	Roof 600x300 with brushes	45 (U)
	10267736	-	Roof 300x300 with brushes	45 (U)
	10267737	-	Full roof 800x300	45 (U)
	10267738	-	Full roof 600x300	45 (U)
	10267739	-	Full roof 300x300	45 (U)

= Make to order, = In Stock

All drawings, designs, specifications, plans and particulars of weights, size and dimensions contained in the technical or commercial documentation of Aginode is indicative only and shall not be binding on Aginode or be treated as constituting a representation on the part of Aginode.