

LANmark-OF Slimflex Patch Cords Singlemode

- Optical fiber patch cords
- LANmark-OF singlemode performance
- GIGAliteFLEX bend insensitive fibre
- For use in cabinets and workplaces

Guarantees and installation

Aginode's LANmark-OF optical fibre patch cords have been designed for indoor applications in support of high speed protocols.

High speed protocols supported include, but are not limited to Ethernet 1GBase-LX and Ethernet 10GBase-LR


Details on the supported distances can be found in the LANmark-OF warranty modules.

Typical installation environments are:

- Cabinets to connect patch panels to active equipment.
- Cross connects in data centres.
- Suitable for use in the work area to connect the workstation to the wall outlet (Fibre To The Desk).

Characteristics

- Patch cord cable is according to IEC 60794-2-50
- Maximum insertion loss according to IEC 61300-3-4: 0.25 dB
- Typical insertion loss: 0.1 dB
- Minimum return loss according to IEC 61300-3-6 for LC/UPC: 50 dB
- Minimum return loss according to IEC 61300-3-6 for LC/APC: 65 dB
- Duplex LC-LC, duplex LC-SC and duplex SC-SC patch cords have a duplex cable construction with a diameter of 2 X 2.0 mm.
- Short connector boots of 19mm
- Small bend radius: 10 mm
- A traceability label is added close to the connector



STANDARDS

ISO/IEC 11801

Fibre type

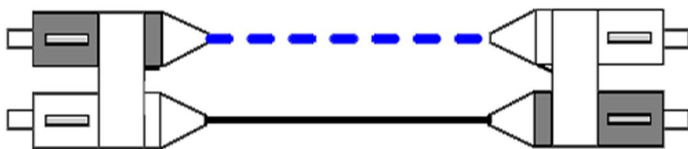
The LANmark-OF SM patch cords have LANmark-OF SM **GIGA liteFLEX** fibre inside. These fibres are bend insensitive and compliant to ITU-T G.657.A1 and to IEC 60793-2-50, fibre model B6.a1. The pigtail jacket of the singlemode pigtails is yellow.

Design

Aginode's LANmark-OF patchcords designed according to the "Cross-Over" wiring principle to improve field installation (A1-B2, B1-A2). This conforms to the requirements of IEC 11801 and EN 50174-1:2009.

The "butterfly" duplex clip allows to change the polarity on site easily by simply removing the 2 connectors and put them in a reverse order back into the same clip. No tool is required for this polarity change.

Schematic Polarity Patch Cord



Cross-over patch cord (A1 to B2 & B1 to A2)

LANmark-OF Slimflex Patch Cords Singlemode

CHARACTERISTICS

Construction characteristics

Colour	Yellow
Fiber optic type	SingleMode 9/125
Armour type	Aramid yarn
Outer sheath	LSZH-FR
Connector type	Duplex LC/APC-SC/APC

Mechanical characteristics

Maximum pulling force (IEC 60794-1-2-E1)	200 N
Crush resistance (IEC 60794-1-E3)	100 N/cm












Transmission characteristics


Insertion Loss, maximum, dB	0.25 dB
Return Loss, Minimum, dB	65 dB

Usage characteristics

Operating temperature, range	-10...50 °C
Minimum static operating bending radius	10 mm

Product list

Aginode ref.	Country ref.	Name	Connector type	Return Loss, Minimum, dB
 N122.4DPYX	-	LANmark-OF Slimflex Patch Cord DLC/APC - DSC/APC SM LSZH Yellow X m	Duplex LC/APC-SC/APC	65 (dB)
 N122.4CLYX	-	LANmark-OF Slimflex Patch Cord DLC/UPC - DSC/UPC SM LSZH Yellow X m	Duplex SC-LC	50 (dB)
 N122.4CCYX	-	LANmark-OF Slimflex Patch Cord DSC/UPC - DSC/UPC SM LSZH Yellow X m	Duplex SC-SC	50 (dB)
 N122.4DCYX	-	LANmark-OF Slimflex Patch Cord DSC/APC - DSC/UPC SM LSZH Yellow X m	Duplex SC/UPC-SC/APC	50 (dB)
 N122.4DLYX	-	LANmark-OF Slimflex Patch Cord DLC/UPC - DSC/APC SM LSZH Yellow X m	Duplex LC/UPC-SC/APC	50 (dB)
 N122.4CPYX	-	LANmark-OF Slimflex Patch Cord DLC/APC - DSC/UPC SM LSZH Yellow X m	Duplex LC/APC-SC/UPC	50 (dB)
 N122.4PPYX	-	LANmark-OF Slimflex Patch Cord DLC/APC - DLC/APC SM LSZH Yellow X m	Duplex LC/APC-LC/APC	65 (dB)
 N122.4LLYX	-	LANmark-OF Slimflex Patch Cord DLC/UPC - DLC/UPC SM LSZH Yellow X m	Duplex LC-LC	50 (dB)
 N122.4PLYX	-	LANmark-OF Slimflex Patch Cord DLC/APC - DLC/UPC SM LSZH Yellow X m	Duplex LC/UPC-LC/APC	50 (dB)
 N122.4DDYX	-	LANmark-OF Slimflex Patch Cord DSC/APC - DSC/APC SM LSZH Yellow X m	Duplex SC/APC-SC/APC	65 (dB)
 N122S.4LLYX	-	LANmark-OF Slimflex Simplex Patch Cord LC/UPC-LC/UPC SM LSZH Xm Yellow	LC	50 (dB)

 = Make to order,  = In Stock

All drawings, designs, specifications, plans and particulars of weights, size and dimensions contained in the technical or commercial documentation of Aginode is indicative only and shall not be binding on Aginode or be treated as constituting a representation on the part of Aginode.