

LANmark-OF Aggregation Assembly MTP/F-4XDLC

- Factory terminated fibre assembly
- Fibre assembly with Female MTP towards 4x uniboot DLC connectors
- Female MTP connector for connecting to QSFP+ transceiver on switch
- Uniboot DLC connectors for patching on front of patch panel
- Aggregation of 4X 10G channels on patch panel into 1x 40G port on switch
- Fibre type: OM3 and OM4
- 8 core
- Low loss connectivity performance: max of 0,3 dB per connection

Construction

A round cable with a diameter of 3,65 mm is terminated on one side with a female MTP*-connector. The other side is terminated as a fan-out with uniboot duplex LC connectors. The round fan-out legs contain 2 fibres. The lengths between the fan-out point and each uniboot connector is equal and typically 1m (fan out A) or 2m (fan out C). The length between the MTP-connector and the fan-out point is variable and can be increased in steps of 1 m.

The cable features a small bend radius of 40mm and has bend insensitive fibres inside.

The cable is flame non propagation (IEC 60332-1) and fire non propagation (IEC 60332-3).

Application

The assembly allows to aggregate 4X 10G channels from the front of a patch panel into 1x 40G on a switch.

The female MTP-connector fits with the male MTP connector inside the 40G QSFP+ port of the switch.

Performance

The MTP connector has a low loss performance. Typical value for the insertion loss for the low loss MTP-MTP connection is 0.125 dB. The limit value is 0.3 dB measured according to



STANDARDS

ISO/IEC

11801:2002/Amd 1:2008/Cor 1:2008

standard IEC 61300-3-45.

Consistent quality

In order to produce high quality, reliable pre-terminated multi-fibre cables, there are a number of physical characteristics that must be addressed. Therefore, all LANmark-OF Pre-Terms are fully terminated and tested in a quality assured factory environment. They are delivered with these test results.

* MTP is a trade name of US Conec

LANmark-OF Aggregation Assembly MTP/F-4XDLC

CHARACTERISTICS

Construction characteristics

Fiber optic type	OM4 50/125
------------------	------------

Dimensional characteristics

Nominal outer diameter (mm)	3.65 mm
-----------------------------	---------

Mechanical characteristics

Crush resistance (IEC 60794-1-E3)	50 N/cm
-----------------------------------	---------

Mechanical resistance to impacts	10 impacts of 1 N.m
----------------------------------	---------------------

Usage characteristics

Fire retardant	IEC 60332-3
----------------	-------------



Flame retardant	IEC 60332-1
-----------------	-------------



Minimum static operating bending radius	40 mm
---	-------

Operating temperature, range	0...60 °C
------------------------------	-----------

Storage temperature, range	-20...60 °C
----------------------------	-------------

Product list

	Aginode ref.	Country ref.	Name
	N127.7FLAVx	-	LANmark-OF Aggregation Assembly MTP/F-4XDLC 8XOM4 1m fan-out A xm Violet
	N127.7FLCVx	-	LANmark-OF Aggregation Assembly MTP/F-4XDLC 8XOM4 2m fan-out C xm Violet

 = Make to order,  = In Stock

All drawings, designs, specifications, plans and particulars of weights, size and dimensions contained in the technical or commercial documentation of Aginode is indicative only and shall not be binding on Aginode or be treated as constituting a representation on the part of Aginode.