

# Splicing Patching / POB 24-36-48

POB 24-36-48 - Optical module with combined splice and patch functions

- Swivelling module for 19" or ETSI frames
- Full access to the back of the frame
- Combined functions: splicing and patching
- A KINOPTIC™ product

## Application

The POB 24-36-48 1U is a module with combined splicing and patching functions. It is used to connect up to 48 fibres. On the terminal part of FTTH network, it is the transition element towards active equipment. The module is installed either in Central Office or in FTTH nodes. It can also be used as a distribution module.

## Description

The POB 24-36-48 1U module includes a space reserved for splicing of the incoming fibres. Splicing is performed in splicing trays.

A panel ensures the patching functions with a capacity of up to 48 connection points (depending on the type of connectors).


The module is compatible with all type of frames (19" or ETSI standards) with a minimum depth 300mm. Most references are available both in elementary and subrack versions.

The accessories fitted with the module guarantee the conformity with the bending radius of the fibres (G652). It is prepared in order to minimise the installation time on sites where it is deployed.

The module is composed of the following subparts:

- Fixed chassis or envelope attached to the rack (19" or ETSI)
- Swivelling chassis (left or right versions are available) including a patch panel with alphanumeric identifier for the adaptors,
- Pivoting support to access the splice trays
- Device for lateral management of optical jumpers harnesses,
- A primary fan-out device (in option).

The management of cables or protection tubes is done at the rear of the module whilst the management of the jumpers is



## STANDARDS

Aginode specification

performed at the front and on the rotation axis side.

*All drawings, designs, specifications, plans and particulars of weights, size and dimensions contained in the technical or commercial documentation of Aginode is indicative only and shall not be binding on Aginode or be treated as constituting a representation on the part of Aginode.*

# Splicing Patching / POB 24-36-48

## CHARACTERISTICS

### Construction characteristics

Colour	RAL 9002
Cabinet format	19"/ETSI
Material	Steel painted

### Dimensional characteristics





Depth	200 mm
Height	50 mm
Splice number	48
Cable Diameter	18 mm
Heightunit	1 U
Number of connectors	12



### Usage characteristics

Operating temperature, range	-25...70 °C
Minimum static operating bending radius	30 mm
Packaging	Box

All drawings, designs, specifications, plans and particulars of weights, size and dimensions contained in the technical or commercial documentation of Aginode is indicative only and shall not be binding on Aginode or be treated as constituting a representation on the part of Aginode.

## Product list

	Aginode ref.	Country ref.	Name
	10242128	-	POB 24 right axis subrack version pre-equipped with 12 SC
	10242500	-	POB 24 left axis subrack version pre-equipped with 12 SC
	10272021	-	POB 48 right axis elementary version pre-equipped with 48 LC
	10235342	-	POB 36 left axis elementary version pre-equipped with 36 SC

 = Make to order,  = In Stock

All drawings, designs, specifications, plans and particulars of weights, size and dimensions contained in the technical or commercial documentation of Aginode is indicative only and shall not be binding on Aginode or be treated as constituting a representation on the part of Aginode.