

Splicing Patching / COSH144

COSH module with combined splicing-patching function

- Swiveling module with 19" and ETSI compatibility
- Full access to the back of the frame
- Combined functions splicing and patching
- Up to 144 connection points
- Availability in different heights

Application

The COSH144 19" module with combined splicing and patching functions is used to connect up to 144 fibres.


On the terminal part of the FTTH network, the COSH 144 modules receive the fibres located downstream the mutualisation point.

Description

The module includes a space reserved for splicing of the incoming fibres. Splicing is performed in splicing trays. A front panel ensures the patching function with a capacity of 144 SC or LC using simple or dual adaptors depending on the height of the module. The module is compatible with all types of frames (19" or ETSI standards) with a minimum depth 300mm. The accessories fitted with the module guarantee the conformity with the bending radius of the fibre. It is prepared in order to minimise the installation time on sites where it is deployed.

The module is composed of the following subparts:

- Fixed chassis attached to the rack (19" or ETSI),
- Swivelling chassis (left or right axis versions available) including a front patch panel with alphanumeric identification for the adaptors,
- Pivoting support for the splice trays,
- Front output jumper management system,
- Device for lateral management of optical jumper harnesses.



STANDARDS

Aginode specification

The management of cables or protection tubes is done at the rear of the module whilst the management of the jumpers is made at the front and on the rotation axis side.

Splicing Patching / COSH144

CHARACTERISTICS

Construction characteristics

Colour	RAL 9002
Cabinet format	19"/ETSI
Material	Steel painted



Dimensional characteristics



Depth	215 mm
Splice number	144
Cable Diameter	5 mm
Number of connectors	144

Usage characteristics

Operating temperature, range	-25...70 °C
Packaging	Box
RoHS compliant	Yes

Product list

	Aginode ref.	Country ref.	Name
	10252101	-	COSH 4U 144 SC left axis version
	10266640	-	COSH 5SU/3U 144 SC left axis version

 = Make to order,  = In Stock

All drawings, designs, specifications, plans and particulars of weights, size and dimensions contained in the technical or commercial documentation of Aginode is indicative only and shall not be binding on Aginode or be treated as constituting a representation on the part of Aginode.