

LANmark-7A Patch Cords

- High bandwidth patch cord for 25 Gigabit applications and beyond
- Runs the GG45 '2in1' Connector in its high speed GG-Mode
- Use GG45 8 Contact Plugs according IEC61076-3-110
- Allow full 4-connector Class FA channels
- Compatible with High Density requirements in Data Centres

Description

Aginode LANmark-7A patch cords with GG45 8C non-switched plugs enable a GG45 7A permanent link to be used in 1000 MHz mode. The protruding part on the plug activates the switch within the GG45 7A “2in1” jack and terminates the none used contacts of RJ45 to ground. Using the contacts in the extreme outer corners of the GG45 interface for transmission, excellent NEXT and Return Loss performances are achieved.

Aginode LANmark-7A patch cords maximise the full performance of the channel and will exceed the requirements of the ISO 4 connector model. This provides improved data throughput up to 1000 MHz and allows for the inclusion of additional patching or Consolidation Points for maximum system flexibility and all future data applications according ISO 11801.

- High Speed patch cords
- Individually screened pairs in cable and plug
- High Speed Plug with Look and Feel of a RJ45 plug (just using different contact positions)
- 2 x GG45 8C 4-pair or GG45 8C to RJ45 (Conversion Cords)
- Orange color, different colors available on request

Guarantees

- Reliable connections over the lifetime of the cabling system.
- Compatible with IEC 61076-3-110
- Compatible with Class F and Class FA standards (ISO 11801:2008)



STANDARDS

ISO/IEC 11801

Installation

- Self-latching, high reliability GG45 (IEC61076-3-110) screened connectors
- Sidebars on the plug avoid errors by using the patch cord for RJ45 jacks
- Low Smoke Halogen Free - Flame Retardant cable jacket
- 1, 2, 3 and 5m lengths on stock ,others lengths available on request
- 10m and 20m offered for consolidation points (cut to length)

LANmark-7A Class FA 4-connector Channel performance

Frequency (in MHz)	Attenuation (in dB/100m)		NEXT pp (in dB)		ACR-F (in dB)		RL (in dB)		Coupling Att. (in dB)		PSANEXT (in dB)		PSAFEXT (in dB)	
	Std Max	Typical	Std Min	Typical	Std Min	Typical	Std Min	Typical	Std Min	Typical	Std Min	Typical	Std Min	Typical
1	4.0	4.0	65.0	104.8	65.0	70.0	19.0	38.0	80.0	106.0	67.0	92.4	80.0	83.0
4	4.1	4.0	65.0	94.6	65.0	70.0	19.0	32.0	69.0	94.0	67.0	92.1	79.9	82.8
10	6.4	6.3	65.0	87.8	65.0	70.0	19.0	29.0	69.0	89.0	67.0	91.0	79.9	78.5
16	8.0	7.9	65.0	84.2	63.3	68.3	18.0	26.0	55.9	81.9	67.0	90.0	73.9	76.9
20	9.0	8.9	65.0	82.5	61.4	66.4	17.5	25.0	54.0	80.0	67.0	89.4	72.9	75.9
31.25	11.2	11.1	65.0	79.1	57.5	62.5	16.5	23.1	50.1	75.1	67.0	88.0	71.0	74.0
62.5	15.9	15.6	65.0	73.7	51.5	56.5	14.0	20.0	44.1	70.1	67.0	85.3	68.0	71.0
100	20.3	19.7	65.0	70.0	47.4	52.4	12.0	18.0	40.0	66.0	67.0	83.1	65.9	68.9
155	25.2	24.5	65.0	66.6	43.6	48.6	10.1	16.1	36.2	62.2	67.0	80.9	63.9	66.9
200	28.9	27.9	60.9	64.6	41.4	46.4	9.0	15.0	34.0	60.0	67.0	79.4	62.8	65.8
250	32.6	31.2	59.1	62.9	39.4	44.4	8.0	14.0	32.0	58.0	67.0	78.1	61.8	64.8
300	35.7	34.1	57.7	61.3	37.8	42.8	8.0	13.2	30.5	56.5	67.0	77.1	60.9	63.9
500	46.7	44.1	53.6	57.2	33.4	38.4	8.0	11.0	26.0	52.0	64.5	75.0	58.6	61.6
600	51.4	48.3	52.1	55.8	31.8	36.8	8.0	10.2	24.4	50.4	63.3	75.0	57.8	60.8
700	55.8	52.1	50.8	54.5	30.5	35.5	7.5	9.5	23.1	49.1	62.3	75.0	57.1	60.1
800	59.9	55.7	49.7	53.5	29.3	34.3	7.0	9.0	21.9	47.9	61.5	75.0	56.4	59.4
900	63.8	59.1	48.8	52.5	28.3	33.3	6.5	8.5	20.9	46.9	60.7	74.0	55.9	58.9
1000	67.6	62.3	47.9	51.6	27.4	32.4	6.0	8.0	20.0	46.0	60.0	73.0	55.4	58.4
1250		70.0		42.0		25.0		8.0		40.0		70.0		50.0

All drawings, designs, specifications, plans and particulars of weights, size and dimensions contained in the technical or commercial documentation of Aginode is indicative only and shall not be binding on Aginode or be treated as constituting a representation on the part of Aginode.



LANmark-7A Patch Cords

CHARACTERISTICS

Construction characteristics

Colour

Orange











Resources



Documentation

Freetable LM7A Channel - 1250.xls xls — 24 KB [Download](#) ↓

All drawings, designs, specifications, plans and particulars of weights, size and dimensions contained in the technical or commercial documentation of Aginode is indicative only and shall not be binding on Aginode or be treated as constituting a representation on the part of Aginode.

Product list

Aginode ref.	Country ref.	Name	Screen	Mechanical durability/matings
 N101.23AEO	-	LANmark-7A Patch Cord Cat 7A 1GHz GG45 8C Screened LSZH Orange 2m	S-FTP	750
 N101.23AFO	-	LANmark-7A Patch Cord Cat 7A 1GHz GG45 8C Screened LSZH Orange 3m	S-FTP	750
 N101.23AHO	-	LANmark-7A Patch Cord Cat 7A 1GHz GG45 8C Screened LSZH Orange 5m	S-FTP	750
 N101.23AEO	-	LANmark-7A Patch Cord Cat 7A 1GHz GG45 8C Screened LSZH Orange 10m	S-FTP	750
 N101.23ARO	-	LANmark-7A Patch Cord Cat 7A 1GHz GG45 8C Screened LSZH Orange 20m	S-FTP	750
 N900.67A	-	CAT7A Measurement Cord GG45 8C LSZH Orange 2m	S-FTP	1000
 N101.2DACO	-	LANmark-7A Conversion Cord Cat 7A GG45 4P/RJ45 4P LSZH-FR SCR 1 M ORANGE	S-FTP	750
 N101.2DAEO	-	LANmark-7A Conversion Cord Cat 7A GG45 4P/RJ45 4P LSZH-FR SCR 2 M ORANGE	S-FTP	750
 N101.2DAFO	-	LANmark-7A Conversion Cord Cat 7A GG45 4P/RJ45 4P LSZH-FR SCR 3 M ORANGE	S-FTP	750
 N101.2DAHO	-	LANmark-7A Conversion Cord Cat 7A GG45 4P/RJ45 4P LSZH-FR SCR 5 M ORANGE	S-FTP	750

 = Make to order,  = In Stock

All drawings, designs, specifications, plans and particulars of weights, size and dimensions contained in the technical or commercial documentation of Aginode is indicative only and shall not be binding on Aginode or be treated as constituting a representation on the part of Aginode.