

XPLORER™

XPLORER™ - SPLICING AND PATCHING 1U

Aginode Ref: -

- Swiveling 1U module for splicing and patching
- Up to 48 SC and LC connections within 1U
- 19" racks and cabinets
- Manufactured with fibre reinforced composite

The swivelling module pivots around the axis of the fixed chassis. It is locked on the other side. With the pivoting function the depth of the panels is reduced to 235mm. A transparent cover closes the swivelling part, protects the fibre connectivity, allows for inspection without removal and can be installed/removed without tools.

The panels are symmetrical and can be configured as left or right swivelling modules.

Material and usage characteristics

The panels are made of fibre reinforced composite. This makes the panels more robust compared to traditional metal panels.


The panels are resistant against corrosion, Fungi, UV and the most important aggressive chemicals.

The reduced weight of the panel of around 1,5kg allows the panel to be installed by a single technician.

Density and adaptors

Different connector types and densities are supported. The maximum density is 48 fibre connections for SC and LC connectivity. The SC adaptors have translucent dust caps to allow for visual fault locator so that for instance subscribers and optical channels can be easily identified. The power reduction of the translucent dust caps is 3.5 dB. The LC adaptors have White dust caps that block the laser light.

Splicing



STANDARDS

IEC 61753-1

Pigtails and splice cassettes are splice-ready pre-installed. The large splice cassettes have a maximum of capacity of 24 splices per cassette. The splice cassettes are for heat shrink splice protectors. Splice cassettes for Aluminum protectors are available on request. The splice cassettes are compatible with bend radius of both G.652.D, G.657.A1 and A2 fibres. The stacked splice cassettes are tilting to allow easy installation and inspection of all splices.

The pigtails have 12 different colors for easy identification. The standard fibre sequence is according to TIA-598-C (Blue, Orange..), but a customized fibre sequence is available on request.

The optical performance for the pigtails is grade B.

Patching

The patch cords are guided to the pivoting side with an integrated patch cord manager with vertical pillars to keep the patch cords inside. A front door protect the cords and is used as a labelling facility. A label is attached for identification of the different optical channels.

The panel is delivered with a spool kit. It is fixed on the side of the rack with metal cage nuts. The spool kit manages the cords nicely inside the cabinet.

Panel fixing

The panels are fixed inside racks with 9,5mm square slots with sockets and pawns that are toolless installed from the front. The fixed chassis and the lock are fixed on the front rail of the cabinets. In addition the fixed chassis is fixed on a support rear rail of the cabinet for enhanced stability during pivoting.

Metal cage nuts for 8,3mm and 9,5mm square slots are also supplied.

Fixing of cable

The incoming cables and tubes are fixed inside a comb in the fixed chassis. The comb is optimized for cables of 5mm. The cable bundles are guided from the fixed chassis, through a cable guide with additional fixing for 5mm and 8mm tubes to the rear of the swivelling module. Different bridges bring the tubes to the right splice cassette.

Green solution

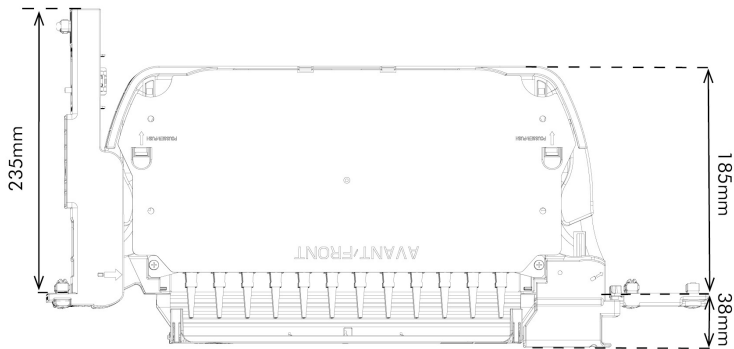
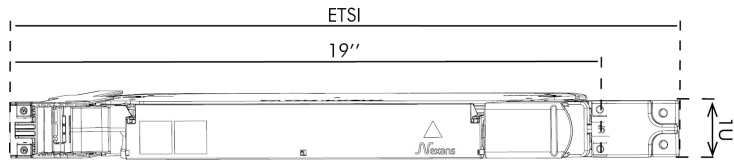
Panels based on fibre reinforced composite have a significant lower environmental impact, especially during production.

The packaging and the protections inside the box are made of cardboard only. This results in a reduced volume of waste and easy waste treatment.

Available products EXPLORER™ 1U - Splicing and patching

| SAP-code | Description |
|----------|---|
| 13200052 | XPLORER™ Splicing and Patching Grade B 1U Left Axis 12xSC/APC |
| 13200053 | XPLORER™ Splicing and Patching Grade B 1U Left Axis 24xSC/APC |
| 13200054 | XPLORER™ Splicing and Patching Grade B 1U Left Axis 36xSC/APC |
| 13200055 | XPLORER™ Splicing and Patching Grade B 1U Left Axis 48xSC/APC |
| 13200056 | XPLORER™ Splicing and Patching Grade B 1U Left Axis 12xLC/APC |
| 13200057 | XPLORER™ Splicing and Patching Grade B 1U Left Axis 24xLC/APC |
| 13200058 | XPLORER™ Splicing and Patching Grade B 1U Left Axis 36xLC/APC |
| 13200059 | XPLORER™ Splicing and Patching Grade B 1U Left Axis 48xLC/APC |

Dimensions XPLORER™ 1U



All drawings, designs, specifications, plans and particulars of weights, size and dimensions contained in the technical or commercial documentation of Aginode is indicative only and shall not be binding on Aginode or be treated as constituting a representation on the part of Aginode.

XPLORER™ - Splicing and patching 1U

Characteristics

구조적 특성

| | |
|----------------|---------------|
| Cabinet format | 19" |
| 색상 | 담회색 RAL 7035 |
| Material | Thermoplastic |

치수

| | |
|-----------------------|-----------|
| Cable Diameter, range | 5...19 mm |
| Depth | 185 mm |
| Heightunit | 1 U |

사용 특성

| | |
|---|------------------------|
| Chemical resistance | Hydrocarbons resistant |
| Fire retardant | UL94-V0 |
| Function | Splicing and Patching |
| Minimum static operating bending radius | 30 mm |
| 操作温度范围 | -40...75 °C |
| U.V resistance | Yes |

문서

- XPLORER 1U installation manual - Splice and patch pdf — 5.69 MB [다운로드 ↓](#)
- XPLORER 1U installation manual - Splitter pdf — 5.45 MB [다운로드 ↓](#)
- XPLORER 1U installation manual - Patching pdf — 3.72 MB [다운로드 ↓](#)
- XPLORER 1U installation manual - Storage pdf — 6.21 MB [다운로드 ↓](#)
- XPLORER 3U installation manual - Splitter pdf — 6.86 MB [다운로드 ↓](#)
- XPLORER 4U installation manual - Patching pdf — 15.49 MB [다운로드 ↓](#)
- XPLORER 4U installation manual - Splice and patch pdf — 17.55 MB [다운로드 ↓](#)
- XPLORER 4U installation manual - Splice and patch - 3 large splice cassettes pdf — 4.48 MB [다운로드 ↓](#)
- XPLORER 1U installation manual - Splice, patch and splitter pdf — 7.1 MB [다운로드 ↓](#)
- Eco-design at Aginode - FTTH case study pdf — 1.49 MB [다운로드 ↓](#)

All drawings, designs, specifications, plans and particulars of weights, size and dimensions contained in the technical or commercial documentation of Aginode is indicative only and shall not be binding on Aginode or be treated as constituting a representation on the part of Aginode.

판매 및 배송 정보

Delivery units - 1U : 72 units per palet - 3U and 4U : 20 units per palet