

PRE: 24/48 Distribution Cabinet

PRE 24 OF

Indoor / Outdoor Distribution Cabinet:

- version for up to 24 subscribers
- installation on wall, pole or stand alone with a metallic riser (optional)
- 1 cassette dedicated to splitters (patched or spliced)
- 4 cassettes for subscriber management
- suitable for PON as P2P network architectures

The PRE 24 is a distribution cabinet designed to adapt to as much ground configuration as possible. Its use makes it possible to reduce the complexity of the deployments by proposing a unique reference which can be fixed on a wall, a pole or a riser as an autonomous cabinet.

The PRE 24 can be used indoors as well as outdoors (IP55).

Capacity

This configuration is made to manage up to 24 OF. The number of cassettes, each accommodating up to 12 splices, is adapted to your needs and the network architecture used (PON or P2P).

Patching and splicing

3 separate zones make it possible to manage the body of the splitters (SOD), the connectors of the subscriber cables, and the coiling or splicing of the main and secondary cables (or pigtails). Depending on your needs, the PRE 24 can be configured in both patching and splicing versions.

Quality materials

While the body of the PRE 24 is made of polyester reinforced with fiberglass ensuring a lightness, waterproofness (IP55) and shock abatement (IK10), the moving parts are metallic to guarantee an optimal lifetime of the assembly when intensive uses.

Cable management



STANDARDS

Aginode specification

Functional characteristics	Fiber types	G.652.D or G.657.Ax (30 mm bending radius into cassettes)
	Admissible cables number and diameter	Feeder cables : 3 inputs for cables up to Ø14mm Drop cables : 16 outputs for cables Ø4-6mm The bottom plate managing cables inputs and outputs has been designed to be customized on demand for managing most of the cable sizes
	Splicing capacity	Up to 8 splice cassettes for a total of 96 splices
	Splitting capacity	Up to 6 splitters 1:8 or lower. Preterminated or not
	Patching capacity	Up to 48 OF patching, using 24 SC duplex adapters. LC adapters customized on demand

Cabinet overview










##image:113951:center##

- 1. Clamping kit
- 2. Coiling ring
- 3. Splitters holders
- 4. Patch panel
- 5. Coiling ring
- 6. Lock lever
- 7. Parking area
- 8. Organiser 8 cassettes (delivered as standard)
- 9. Seals
- 10. Network cable entry
- 11. Box

##image:114664:center##

##image:113952:center##

Provided Kits and combs

			Qté / Qty
Kit de fixation murale :		Wall mounting kit:	
- Supports de fixation		- Mounting brackets	4
- Vis hexagonale		- Hexagonal screws	8
- Vis standard		- Standard screws	4
- Écrous		- Nuts	4
Kit de fixation sur poteau :		Pole mounting kit:	
- Équerres de fixation		- Mounting brackets	4
- Rails en C		- C rails	2
- Cerclage métallique		- Metallic strapping	2
- Vis hexagonale		- Hexagonal screws	8
- Écrous		- Nuts	4
Kit de guidage des câbles :		Cables routing kit:	
- Anneaux de lochage		- Coiling rings	15
Kit d'arrimage :		Clamping kit:	
- Colliers plastique		- Plastic ties	12
- Vis		- Screws	6
Kit d'entrée et de sortie de câble :		Input and output cable kit:	
- Passe câbles à étages		- Plugs	3
- Passe câble 4 trous		- 4 holes grommet	4
- Rivets plastique		- Plastic rivets	2
- Vis en inox		- Inox screws	4
- Plaque métallique		- Metallic plates	2
Kit coupleur :		Splitter kit:	
- Support coupleurs		- Splitters holder	1
- Plaque métallique		- Metallic plate	1
- Élastique		- Elastic	1
- Rivets plastique		- Plastic rivets	2
Numéro du peigne Comb number		Ø des tubes ou pigtails Ø of tubes or pigtails	Qté / Qty
Peigne plastique Plastic comb		Ø 900µm	16
Peigne plastique #1 #2 #3 Plastic comb #1 #2 #3		Ø 1.6mm Ø 2.4mm Ø 2.8mm	3 3 3
Peigne plastique #5 Plastic comb #5		Ø 5mm	8

Metallic riser (optional)

In order to fix the PRE 24/48 on a concrete base, as and stand alone cabinet, a metallic riser can be supplied in option.

Aginode Reference : 10279503

##image:113953:left##

Pole mounting kit (optional)

All drawings, designs, specifications, plans and particulars of weights, size and dimensions contained in the technical or commercial documentation of Aginode is indicative only and shall not be binding on Aginode or be treated as constituting a representation on the part of Aginode.

As an option, the PRE 24/48 can be delivered with a pole mounting kit.

Aginode Reference: 10279749

##image:113975:center##

All drawings, designs, specifications, plans and particulars of weights, size and dimensions contained in the technical or commercial documentation of Aginode is indicative only and shall not be binding on Aginode or be treated as constituting a representation on the part of Aginode.

PRE 24 OF

Characteristics

구조적 특성

색상 담회색 RAL 7035

Material 폴리에스터 유리 섬유

치수

Depth 200 mm

Height 400 mm

Length 300 mm

Cable Diameter, range ... mm

Max. number of cassettes 8

Splice number 96

Approximate net weight 6.3 kg

Maximum number of adaptators 48

Diameter main cable 3...14 mm

기계적 특성

IK Rating 10

사용 특성

操作温度范围 -25...70 °C

U.V resistance Yes

Installation type Indoor/Outdoor

Watertightness IP 55

문서

PRE 48 installation pdf — 7.68 MB [다운로드](#) ↓

판매 및 배송 정보

Delivery in unit package. Metallic riser for stand alone installation sold and delivered separately.

All drawings, designs, specifications, plans and particulars of weights, size and dimensions contained in the technical or commercial documentation of Aginode is indicative only and shall not be binding on Aginode or be treated as constituting a representation on the part of Aginode.