OPTEASTAR 2+ 19'' 캐비닛 액세서리

SET 800X300 42U WITH RACK 19'' ON THE LEFT



STANDARDS

Aginode specification

Aginode Ref: 10268087

set 800x300 height 2050 with rack 19'' capacity 42U on the left side and W coiling area on the right side. Livraison nue sans porte, toit, ni panneau.

OpteaStar 2+ cabinets can be located on different interconnection nodes on fiber optic network (WAN, SAN, LAN or FTTx) for configurations point to point or PON with integration of splitters in Central Office or POP (Point Of Presence), or even for riser mutualization at the basement of a building with a large number of subscribers.

To answer to this plurality of solutions, its design is based on an optimized modularity allowing high density connectivity for all types of cabling :

- Inter-frame patching
- Interconnection
- Cross-connection

OpteaStar 2+ cabinets are compatible with all types of 19''optical modules (except subrack). Depending on the need, the range is available in various heights up to 2200mm, a standard depth of 300 mm and a width of 600, 900 or optimized to 800mm.

This OpteaStar 2+ version also facilitates the assembly of several cabinets (side by side or back to back) for big sites and allows an openrack use. This is very easy to disassemble the cabinet, a delivery in kit is possible on demand in case of difficult access (staircase).

Composition

Optastar 2+ modular cabinets are optimized for openrack configuration without door, roof and panel. Structure is the same as single configuration, but composed with assembling of 19'' openracks and various accessories:

- Set 600+800x300 with 2 racks and W central coiling area
- Set 800x300 with 1 rack and left coiling area to finish a row

or

- Set 600+300+600x300 with 2 racks and W central coiling area

All drawings, designs, specifications, plans and particulars of weights, size and dimensions contained in the technical or commercial documentation of Aginode is indicative only and shall not be binding on Aginode or be treated as constituting a representation on the part of Aginode.

- Set 600x300 with 1 rack
- Set 300x300 with W coiling area

and

- Set of 2 removable side panels
- Rear panel
- Full roof or with brushes

The composition will be adapted depending on the configuration.

Cabling

Fiber optic cables entry is performed by the plinth and/or by the roof. Cables clamping and fanout is also made in lower and/or upper part on each cabinet.

Fixing

Cabinet can be fixed to the wall, the floor, back to back or side by side.

Example, configuration with 3 sets 600+800x300



Cable management behind the modules

All drawings, designs, specifications, plans and particulars of weights, size and dimensions contained in the technical or commercial documentation of Aginode is indicative only and shall not be binding on Aginode or be treated as constituting a representation on the part of Aginode.

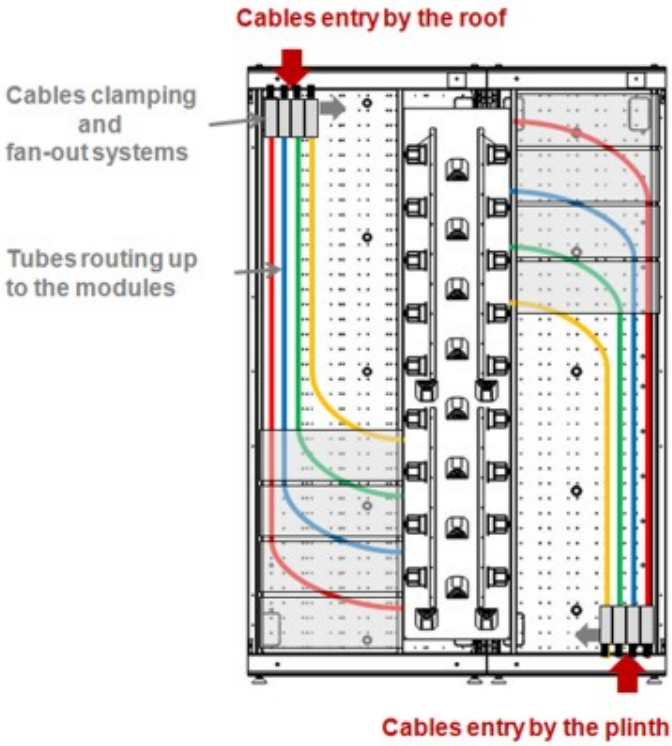

W coiling principle

##image:92558:center##

Only one length of patchcord for all configurations of patching.

All drawings, designs, specifications, plans and particulars of weights, size and dimensions contained in the technical or commercial documentation of Aginode is indicative only and shall not be binding on Aginode or be treated as constituting a representation on the part of Aginode.

Set 800x300 42U with rack 19'' on the left

Characteristics

구조적 특성	
색상	회색
Material	스틸
치수	
Depth	300 mm
Width	800 mm
Heightunit	42 U
기계적 특성	
IK Rating	10
사용 특성	
操作温度范围	-10...60 °C
Minimum static operating bending radius	30 mm
Packaging	Pallet
Installation type	Indoor

All drawings, designs, specifications, plans and particulars of weights, size and dimensions contained in the technical or commercial documentation of Aginode is indicative only and shall not be binding on Aginode or be treated as constituting a representation on the part of Aginode.