


# Mechanical closure / WTC2

- 6 cable ports
- Re-enterable, fully mechanical watertight system
- IP68 and pressurizable
- Capacity: 6 splice trays or 2 FiberArt modules
- Multi-cable sealing system (up to 12 cables per port)
- Standard or Butt Mid-span configurations

The LINX WTC Splice case product range is designed for enclosing buried, underground, and overhead cable splices.

## Main functions

- To protect splices and bare fibers from the environment and unwanted handlers
- to efficiently and easily store, manage and identify FO splices and fibers.



## STANDARDS

Aginode specification

## Product usage

### Sealing system

- Fully mechanical sealing system for reduced installation and re-entry time.
- The top shell, sealed with a gasket, can be easily installed and removed without special tools or torque control.
- Cable sealing devices based on a mechanical compression system: this allows to re-use all components for future upgrades or re-access to the closure. (No tape, glue, heat-shrink tubes, or cable jacket preparation is needed).

The mechanical sealing system perfectly fits Cables blowing technology.

### Grounding

Standard grounding assures electrical continuity between all cable ports (individual cable grounding is also available).

### Cable clamping

3 points cable clamps for extremely high cable retention, or simplified 1 point clamping systems are available.

### **Fibre management**

Several fibre management configurations are available for loose tube, tight buffer or ribbon cable:

- Standard splice trays
- FiberArt

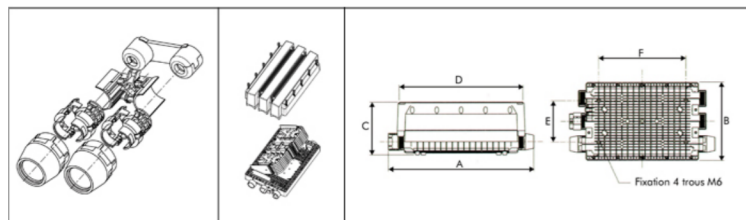
### **Cabling configuration**

- Standard
- Butt Mid-Span


## **Characteristics**

<b>Material</b>	Reinforced thermoplastic closure
<b>Maximum Splice capacity</b>	<ul style="list-style-type: none"> <li>• Up to 288 Heat-shrink splice protections, organized in 6 splice trays (336 H/S splices in 7 splice trays using a special reversed tray organize)</li> <li>• Up to 144 H/S splices organized in 12 splice trays (2 FiberArt modules)</li> <li>• 96 splices (into 2 trays) and up to 96 Small Form Factors connectors</li> </ul>
<b>Cable ports</b>	See the <i>Sealing product range datasheet</i> for the number and diameter of cable
<b>Cabling configurations</b>	<ul style="list-style-type: none"> <li>• Straight splicing</li> <li>• Butt mid-span</li> <li>• Straight mid-span</li> </ul>
<b>Sealing system</b>	<b>Top shell:</b> mechanical sealing (14 screws – no torque control) <b>Cable ports:</b> mechanical sealing (elastomer compression system)
<b>Splice supports</b>	Heat-shrink, ANT, ATI, Focs, 3M, and mass splice protections
<b>Dimensions</b>	L:500 mm ;L: 262 mm ; H: 179 mm

## **Diagram**



## **Versions**



All drawings, designs, specifications, plans and particulars of weights, size and dimensions contained in the technical or commercial documentation of Aginode is indicative only and shall not be binding on Aginode or be treated as constituting a representation on the part of Aginode.

# Mechanical closure / WTC2

## CHARACTERISTICS

### Resources

#### 문서

Instruction manual pdf — 103.78 KB [다운로드 ↓](#)

LINX WTC 2 Midspan splice closure pdf — 8.37 MB [다운로드 ↓](#)

L.I.N.X WTC 2 Midspan splice closure pdf — 927.64 KB [다운로드 ↓](#)

## Product list

	Aginode ref.	Country ref.	이름	Material
☐	10075247	France	Pole/Wall mounting bracket WTC2	

☎ = Make to order, ☐ = In Stock

*All drawings, designs, specifications, plans and particulars of weights, size and dimensions contained in the technical or commercial documentation of Aginode is indicative only and shall not be binding on Aginode or be treated as constituting a representation on the part of Aginode.*