

LANmark-OF ENSPACE Indoor MPO-MPO Pre-Term

- Factory terminated MPO-MPO fibre assembly
- Pre-Term cable with high CPR rating: Ccas1,d1,a1
- Small cable diameter reduces required data centre space
- Flexible fan-out for ease of installation in patch panel

MPO-MPO Pre-Term characteristics

The MPO-MPO Pre-Term has pinned (male) connectors. This matches with the un-pinned (female) connectors in the ENSPACE modules and the female Plug&Play modules.

The MPO-MPO Pre-Terms have PG-13 cable glands on both sides that provide a solid fixing in the LANmark-OF ENSPACE and Plug&Play patch panel slots.

The Pre-Terms are installed by laying. For longer lengths a detachable pulling eye can be used for installations by pulling.

The "xxx" in the N-number is the length in metre between the cable glands, i.e. the Pre-Term length between the rear of the patch panels.

In order to reduce overlengths in data centers the Pre-Terms are custom made and available with 1m increments.


Cable characteristics

The cable used for the Pre-Term is the "LANmark-OF Double Jacket Indoor Cable Cca" and is optimized indoor installations. The cable has an inner and outer jacket and 2 layers of Aramid yarns.

The double jacket makes the Pre-Term more robust between the racks.

Inside the panel the outer jacket is removed and the inner jacket allows for a flexible fan-out for installation inside the patch panel.

The cable has been tested for fire performance according to the new Construction Product Regulation: EN50575:2014



STANDARDS

ISO/IEC 11801

+A1:2016. It has a very high fire performance with minimal fire load and spread, smoke density, droplets and acidity: Cca-s1,d1,a1.

Polarity and optical performance

The Pre-Terms are available with a method B or C polarity according to standard TIA-568.3-D-2016.

For a duplex transmission like for 10GBase-SR (10G) the transmit-receive polarity in the channel is maintained with one of the following approaches:

1. Straight cassette on side A + Method C Pre-Term + straight cassette on side B.
2. Straight cassette on side A + Method B Pre-Term + crossed cassette on side B.

Both approaches use the same duplex LC patch cords on both sides.

For parallel optics for multimode like for 100GBase-SR4 (100G) method B Pre-Terms can be used with key up/key down adaptors on both sides of the channel. The same straight female-female patch cords can be used on both sides.

The insertion loss of a MPO-MPO connection is measured according to standard IEC61300-3-45.

The return loss of a MPO connection is measured according to IEC 61300-3-6.

LANmark-OF ENSPACE Indoor MPO-MPO Pre-Term

CHARACTERISTICS

구조적 특성

Fiber optic type	OM4 50/125
Wiring type	B극성







치수



Number of optical fibres	12
--------------------------	----

사용 특성

Ambient installation temperature, range	0...40 °C
Fire retardant	IEC 60332-3
난연	IEC 60332-1
Storage temperature, range	-20...60 °C

Product list

Aginode ref.	Country ref.	이름
 N157.BI12AACxxx-VC	-	랜마크-오브-엔스페이스 실내 방식 B 프리텀 OM4 x12F MPO/M-MPO/M 초저손실 팬 아웃 C xm LSZH Cca 바이올렛
 N154.BI12AACxxx-VC	-	LANmark-OF ENSPACE Indoor Method B Pre-Term SM x12F MPO/M-MPO/M Low Loss fan out C xm LSZH Cca Yellow
 N157.CI12AACxxx-VC	-	LANmark-OF ENSPACE 실내 방식 C 프리텀 OM4 x12F MPO/M-MPO/M 초저손실 팬 아웃 C xm LSZH Cca 바이올렛
 N154.CI12AACxxx-VC	-	LANmark-OF ENSPACE Indoor Method C Pre-Term SM x12F MPO/M-MPO/M Low Loss fan out C xm LSZH Cca Yellow
 N157.BI12FFPxxx-VC	-	LANmark-OF ENSPACE 실내 패치 코드 OM4 x12F MTP/F-MTP/F 초저손실 xm LSZH Cca 바이올렛
 N154.BI12FFPxxx-VC	-	LANmark-OF ENSPACE Indoor Patch Cord SM x12F MTP/F-MTP/F Low Loss xm LSZH Cca Yellow

 = Make to order,  = In Stock

All drawings, designs, specifications, plans and particulars of weights, size and dimensions contained in the technical or commercial documentation of Aginode is indicative only and shall not be binding on Aginode or be treated as constituting a representation on the part of Aginode.