

Aerial Metallic Self Supported ULW

This cable is used for Access, Distribution, City Network and FTTx applications. It is designed for installation in the BT Fibre Network in Overhead and Underground environments.

The cable is design to respond to the British Telecommunications Specifications CW1842 and related specifications CW1500 part 2, 7 and 11.

Maximum spans 68m.

Characteristics & Applications

- Metallic strength members
- Microbundles inside - easy to open without special tools
- Waterproof dry core structure
- Small size design to minimize the effect of ice and wind
- Fully compatible with the reference BT toolings for cable opening
- Breaking load < 2000N

Fibre Type

Compliant with BT CW1505 Cat2 and ITU-T G657A1

Construction

- Jelly filled microbundles containing coloured fibres
- Swellable yarns
- HDPE outer sheath with embedded metallic brass coated steel wires
- Colour : Black outer sheath with 2 yellow stripes at 180°



STANDARDS

13782-99HH
EN 187000
IEC 60794

Aerial Metallic Self Supported ULW

CHARACTERISTICS

구조적 특성

Fiber optic type	SM
피복	HDPE
Strength member	Steel rods
구조	멀티 번들 튜브

치수

Number of tubes	3
무게(근사치)	34 kg/km
Number of optical fibres	36
Nominal outer diameter (mm)	7.0 mm

기계적 특성

Maximum admissible traction load (Tm)	65 daN
Impact resistance (EN 187 000)	10 J
Crush resistance (IEC 60794-1-E3)	200 N/cm










사용 특성



Rodent protection	No
操作温度范围	-20...70 °C
Storage temperature, range	-40...70 °C
Installation type	Aerial - self-supporting
Ambient installation temperature, range	0...40 °C
Bending factor when laying	20 (xD)

판매 및 배송 정보

LASER <714> FB WWYY COF215 ULTRA LIGHT WEIGHT OH FIBRE CABLE XXF/21 PROPERTY OF BT - LASER- <714> N°OF - T hor - CCCCCM

Product list

Aginode ref.	Country ref.	이름	Fiber optic type	Number of optical fibres	Number of tubes	Maximum admissible traction load (Tm)
	-	ULW 3x12 SP1922 (PIA)	SM	36	3	65 (daN)
	-	ULW 2x12 SP1922 (PIA)	SM	24	2	65 (daN)
	-	ULW 1x12 SP1922 (PIA)	SM	12	1	65 (daN)
	-	ULW 4x12 SP1922 (PIA)	SM	48	4	65 (daN)
	-	ULW 96F 8x12 SP2037 (PIA)	G657A1 - 200 μ m	96	8	65 (daN)
	-	ULW 1x12 SP1922 RR (PIA)	SM	12	1	65 (daN)
	-	ULW 3x12 SP1922 RR (PIA)	SM	36	3	65 (daN)
	-	ULW 2x12 SP1922 RR (PIA)	SM	24	2	65 (daN)
	-	ULW 4x12 SP1922 RR (PIA)	SM	48	4	65 (daN)

 = Make to order,  = In Stock

All drawings, designs, specifications, plans and particulars of weights, size and dimensions contained in the technical or commercial documentation of Aginode is indicative only and shall not be binding on Aginode or be treated as constituting a representation on the part of Aginode.