

LANmark-10G Snap-In Connector

- High bandwidth RJ45 connector supporting 10 Gigabit Ethernet
- Fully compliant with Category 6A / Class EA standards
- Shielding offers Alien Crosstalk immunity
- Fast and easy termination without punch down tool
- Reterminable
- Stranded version available for CP to TO links
- Supports POE Plus applications

Application

Aginode LANmark-10G Evo Snap-In Connectors are manufactured and tested to the latest Category 6A specifications defined in the International and American cabling standards and are designed to meet the performance criteria needed to support all applications up to 500 MHz, including 10 Gigabit Ethernet.

A metal rear cover providing 360 degrees shielding offers good coupling attenuation and ensures immunity from Alien Crosstalk and other external interferences.

- 10 BASE-T Ethernet
- 100 BASE-T Fast Ethernet
- 1000 BASE-T Gigabit Ethernet
- 10G BASE-T 10Gigabit Ethernet
- 155 Mbit ATM
- 1.2 Gbit ATM
- POE Plus
- Future Cat 6A and Class EA applications

Design

Aginode LANmark-10G Evo Snap-In connectors are designed to match with LANmark-10G cable and patch cords and to complement all LANmark modular components, such as:

- Snap-In patch panels (fixed, sliding and angled) and Zone Distribution Boxes
- Snap-In outlet modules (UK, US, European and German style)

Performance

All drawings, designs, specifications, plans and particulars of weights, size and dimensions contained in the technical or commercial documentation of Aginode is indicative only and shall not be binding on Aginode or be treated as constituting a representation on the part of Aginode.



STANDARDS

EN 50173-1
IEC 60603-7-51
IEEE 802.3af (PoE)
IEEE 802.3at (PoE+)
ISO/IEC 11801
ISO/IEC 24764

In conjunction with Aginode LANmark-10G cable the LANmark-10G Evo connectors support all 2, 3 and 4 connector models as specified in ISO/IEC 11801 and EIA/TIA 568-C standards for Category 6A / Class EA.

Installation

The wire organiser guarantees fast and easy termination of the LANmark-10G Evo Snap-In connector without the need for a punchdown tool. An optional comfort tool (N420.567) can be used to increase the ease of installation. A stranded version is available for CP or CC links.

Guarantees

The LANmark-10G Evo Snap-In performance is guaranteed to meet the requirements of the above mentioned standards.



Traceability codes on both connector and packaging ensure quality validation.



Installations with LANmark-10G cable and connectivity are qualified for a 25 Year Aginode Link Warranty Certificate.

Electrical performance LANmark-10G Class EA Channel

| Freq (MHz) | Attn (dB) | NEXT (dB) | PSNEXT (dB) | ACR-F (dB) | PS ACR-F (dB) | PS ANEXT (dB) | PS AACR-F (dB) | RL (dB) |
|------------|-----------|-----------|-------------|------------|---------------|---------------|----------------|---------|
| 1 | 2,3 | 65,0 | 62,0 | 63,3 | 60,3 | 67,0 | 64,7 | 19,0 |
| 4 | 4,2 | 63,0 | 60,5 | 51,2 | 48,2 | 67,0 | 64,7 | 19,0 |
| 10 | 6,5 | 56,6 | 54,0 | 43,3 | 40,3 | 67,0 | 57,0 | 19,0 |
| 16 | 8,2 | 53,2 | 50,6 | 39,2 | 36,2 | 67,0 | 52,9 | 18,0 |
| 20 | 9,2 | 51,6 | 49,0 | 37,2 | 34,2 | 67,0 | 51,0 | 17,5 |
| 31,25 | 11,5 | 48,4 | 45,7 | 33,4 | 30,4 | 65,1 | 47,1 | 16,5 |
| 62,5 | 16,4 | 43,4 | 40,6 | 27,3 | 24,3 | 62,0 | 41,1 | 14,0 |
| 100 | 20,9 | 39,9 | 37,1 | 23,3 | 20,3 | 60,0 | 37,0 | 12,0 |
| 155 | 26,3 | 36,7 | 33,8 | 19,5 | 16,5 | 57,1 | 33,2 | 10,1 |
| 200 | 30,1 | 34,8 | 31,9 | 17,2 | 14,2 | 55,5 | 31,0 | 9,0 |
| 250 | 33,9 | 33,1 | 30,2 | 15,3 | 12,3 | 54,0 | 29,0 | 8,0 |
| 300 | 37,4 | 31,7 | 28,8 | 13,7 | 10,7 | 52,8 | 27,5 | 7,2 |
| 500 | 49,3 | 27,9 | 24,8 | 9,3 | 6,3 | 49,5 | 23,0 | 6,0 |

Product list

| | Aginode ref. | Country ref. | 이름 |
|--|--------------|--------------|---|
|  | N10G.CONSS | - | LANmark-10G Evo Snap-In Connector Category 6A 500MHz Screened |
|  | N10G.CONSF | - | LANmark-10G Evo Snap-In Connector Category 6A 500MHz Screened for stranded wire |

 = Make to order,  = In Stock

All drawings, designs, specifications, plans and particulars of weights, size and dimensions contained in the technical or commercial documentation of Aginode is indicative only and shall not be binding on Aginode or be treated as constituting a representation on the part of Aginode.