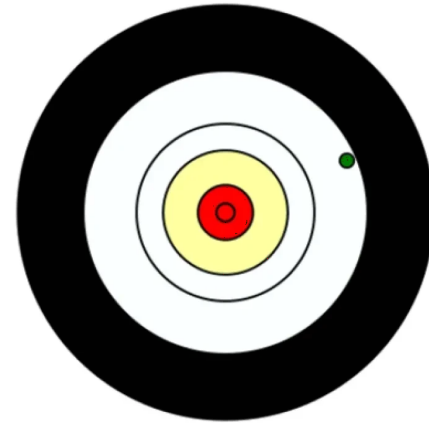



Pre-Connectorized Drop Cable (PCDC)


DUAL JACKET - ADSS, FAÇADE, PULLED IN DUCTS - 5.1 MM 1FO



SP1892



SP1892



STANDARDS

All drawings, designs, specifications, plans and particulars of weights, size and dimensions contained in the technical or commercial documentation of Aginode is indicative only and shall not be binding on Aginode or be treated as constituting a representation on the part of Aginode.

Aginode Ref: PCDCDxxxx - SP1892

Connectorization available:

- Hardened Standard
- SC/APC
- LC/APC
- Hybrid jumpers are available with different connectors on each end

Lengths (in m) and packaging available:

- Up to 350m
- Individual recyclable paper bag
- Individual recyclable cardboard box. With spool of durable cardboard for long lengths

Description

This cable is designed for subscriber connections in terminal part. It's suitable for façade installation.

Characteristics & Applications

- Dual sheath cable
- All dielectric design
- UV resistant PE outersheath
- LSZH inner sheath with CPR rating : Cca s1a d1 a1
- Waterproof structure

Construction

- Tight fibre 900µm
- LSZH inner cord SP1909 with 2.2mm diameter.
- Glass yarns reinforcements for facade applications
- PE UV resistant outersheath
- When connectorized with SC/APC or LC/APC
 - Min. length from the end of the jacket to the end of the ferrule: 90mm
 - Cable retention (cable-connector): 70N, 60s
- When connectorized with Hardened Standard
 - Cable retention (cable-connector): 300N, 60s

Dual jacket - ADSS, Façade, Pulled in ducts - 5.1 mm 1FO

Characteristics

Construction characteristics

Colour	Black
Dielectric	Yes
Fiber optic type	SM (G657.A2)
Outer sheath	PE
Type of cable	Dual Jacket

Dimensional characteristics

Approximate weight	26 kg/km
Cable Diameter	5.1 mm
Number of optical fibres	1
Number of optical fibres, range	...

Transmission characteristics

Insertion Loss, maximum, dB	0.25 dB
Insertion loss, typical value	0.12 dB
Return Loss, Minimum, dB	65 dB

Usage characteristics

Field of application	Customer connection
Installation temperature, range	0...40 °C
Installation type	Indoor/Outdoor
Minimum Bend Radius - Installed	20 (xD) 102 mm mm