

XPLORER™

XPLORER™ - SPLITTING, SPLICING AND PATCHING 1U

- Swiveling 1U module for splitting, splicing and patching
- Up to 32 SC and LC subscribers within 1U
- Split ratios: 1:32, 1:16 and 1:8
- 19" racks and cabinets
- Manufactured with fibre reinforced composite

The swivelling module pivotes around the axis of the fixed chassis. It is locked on the other side. The depth of the panels is reduced to 235mm based on the pivoting concept. A transparent cover closes the swivelling part, protects the fibre connectivity, allows for inspection without removal and can be installed/removed without tools. The panels are symmetrical and can be configured as left or right swivelling modules.

Material and usage characteristics

The panels are made of fibre reinforced composite. This makes the panels more robust compared to traditional metal panels.


The panels are resistant against corrosion, Fungi, UV and the most important aggressive chemicals.

The reduced weight of the panel of around 1,5kg allows the panel to be installed by a single technician.

Splitters and adaptors

Different splitter ratios are available: 1:32, 1:16 and 1:8. The splitters are pre-installed inside the module. The outgoing splitter fibres are connected to the adaptors in the front.

Different connector types and densities are supported. The maximum density is 32 subscribers for SC and LC connectivity. The SC adaptors have translucent dust caps to allow for visual fault locator so that for instance subscribers and optical channels can be easily identified. The power reduction of the translucent dust caps is 3.5 dB. The LC adaptors have White



STANDARDS

IEC 61753-1

dust caps that block the laser light.

Connecting the splitter to the core network with splicing

The splitter can be spliced with a fibre of the feeding cable. The splice cassette is compatible with bend radius of both G.652.D, G.657.A1 and A2 fibres. The splice cassette is for heat shrink splice protectors. Splice cassettes for Aluminum protectors are available on request. The incoming cables and tubes are fixed inside a comb in the fixed chassis. The comb is optimized for cables of 5mm. The tubes are guided from the fixed chassis, through a cable guide with additional fixing for 5mm and 8mm tubes to the rear of the swivelling module.

Connecting the splitter to the core network with patch cords and adaptors

The incoming fibre of the splitter is terminated with a connector. It can be connected to an adaptor on the front panel. On the front this adaptor is marked with Tx/Rx. Connection with the core network is done with a patch cord.

Patching

The patch cords are guided to the pivoting side with an integrated patch cord manager with vertical pillars to keep the patch cords inside. A front door protects the cords and is used as a labelling facility. A label is attached with the corresponding ports of the adaptors.

The panel is delivered with a spool kit. It is fixed on the side of the rack. The spool kit manages the cords nicely in the cabinet.

Panel fixing

The panels are fixed inside racks with 9,5mm square slots with sockets and pawns that are toolless installed from the front. The fixed chassis and the lock are fixed on the front rail of the cabinets and for enhanced stability during pivoting the fixed chassis on a support rear rail.

Metal cage nuts for 8,3mm and 9,5mm square slots are also supplied. These metal cage nuts are required when the spool kit is installed.

Green solution

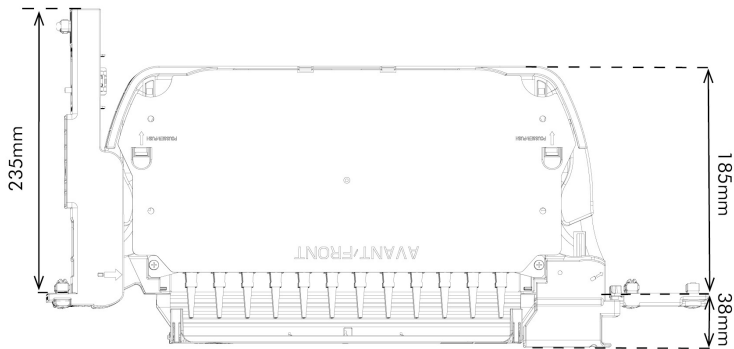
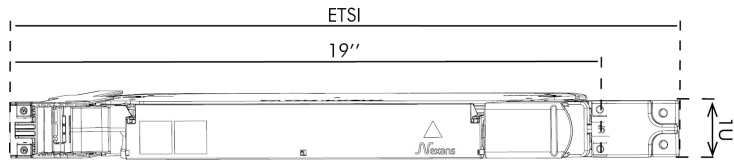
Panels based on fibre reinforced composite have a significant lower environmental impact, especially during production.

The packaging and the protections inside the box are made of cardboard only. This results in a reduced volume of waste and easy treatment.

Available products XPLOER™ 1U - splitting, splicing, patching

SAP-nummer	Description
13200085	XPLOER™ Splitting, Splicing and Patching Grade B 1U 32xSC/APC 1x 1:32
13200086	XPLOER™ Splitting, Splicing and Patching Grade B 1U 32xSC/APC 2x 1:16
13200087	XPLOER™ Splitting, Splicing and Patching Grade B 1U 32xSC/APC 4x 1:8
13200088	XPLOER™ Splitting, Splicing and Patching Grade B 1U 32xLC/APC 1x 1:32
13200089	XPLOER™ Splitting, Splicing and Patching Grade B 1U 32xLC/APC 2x 1:16
13200090	XPLOER™ Splitting, Splicing and Patching Grade B 1U 32xLC/APC 4x 1:8

Dimensions XPLOER™ 1U



All drawings, designs, specifications, plans and particulars of weights, size and dimensions contained in the technical or commercial documentation of Aginode is indicative only and shall not be binding on Aginode or be treated as constituting a representation on the part of Aginode.

XPLORER™ - Splitting, Splicing and patching 1U

Characteristics

Construction characteristics

Colour	Light grey RAL 7035
Cabinet format	19"
Material	Thermoplastic

Dimensional characteristics

Depth	185 mm
Cable Diameter, range	5...19 mm
Heightunit	1 U

Usage characteristics

Operating temperature, range	-40...75 °C
Fire retardant	UL94-V0
Minimum static operating bending radius	30 mm
Chemical resistance	Hydrocarbons resistant
Function	Splitting, Splicing and Patching
U.V resistance	Yes

ドキュメンテーション

- XPLORER 1U installation manual - Splice and patch pdf — 5.69 MB [ダウンロード ↓](#)
- XPLORER 1U installation manual - Splitter pdf — 5.45 MB [ダウンロード ↓](#)
- XPLORER 1U installation manual - Patching pdf — 3.72 MB [ダウンロード ↓](#)
- XPLORER 1U installation manual - Storage pdf — 6.21 MB [ダウンロード ↓](#)
- XPLORER 3U installation manual - Splitter pdf — 6.86 MB [ダウンロード ↓](#)
- XPLORER 4U installation manual - Patching pdf — 15.49 MB [ダウンロード ↓](#)
- XPLORER 4U installation manual - Splice and patch pdf — 17.55 MB [ダウンロード ↓](#)
- XPLORER 4U installation manual - Splice and patch - 3 large splice cassettes pdf — 4.48 MB [ダウンロード ↓](#)
- XPLORER 1U installation manual - Splice, patch and splitter pdf — 7.1 MB [ダウンロード ↓](#)
- Eco-design at Aginode - FTTH case study pdf — 1.49 MB [ダウンロード ↓](#)

All drawings, designs, specifications, plans and particulars of weights, size and dimensions contained in the technical or commercial documentation of Aginode is indicative only and shall not be binding on Aginode or be treated as constituting a representation on the part of Aginode.

販売および配送情報

Delivery units - 1U : 72 units per palet - 3U and 4U : 20 units per palet