

LANmark-OF Pigtails Tight Buffer Set of 12 Colours

- Factory terminated fibre assembly
- Tight Buffer pigtail: 1-2cm stripping in one action
- Set of 12 pigtails with different jacket colours
- Insertion loss per connection without splice: typical 0,1 dB; 0.25 dB maximum
- 100 % factory tested
- Compatible with LANmark-OF splice cassette with heat shrink protectors.


Pigtail set characteristics

- Fibre assembly to terminate cable with fusion splicing
- Suitable for use in patch panels using splice cassettes
- The pigtails can be stripped in one action over a distance of 1-2cm
- Jacket colours match fibre colours according to TIA/EIA-598-B
- Jacket colours: Blue, Orange, Green, Brown, Grey, White, Red, Black, Yellow, Violet, Pink, Turquoise
- 12 pigtails on a cardboard and wrapped in a bubblefoam

Fibre type

- The LANmark-OF OM3 pigtails have LANmark-OF OM3 **GIGAlite FLEX** fibre inside. This bend insensitive multimode fibre has a small bend radius of 7,5 mm and is compliant to IEC 60793-2-10, fibre model A1a.2b.
- The LANmark-OF OM4 pigtails have LANmark-OF OM4 **GIGAlite FLEX** fibre inside. This bend insensitive multimode fibre has a small bend radius of 7,5 mm and is compliant to IEC 60793-2-10, fibre model A1a.3b.
- The LANmark-OF SM pigtails have LANmark-OF SM **GIGAliteFLEX** fibre inside. These fibres are bend insensitive and compliant to ITU-T G.657.A1 and to IEC 60793-2-50, fibre model B6.a1.

Compatibility and installation practices



STANDARDS

ISO/IEC 11801
ANSI/TIA-568.3-D

- Tight buffer pigtailed are compatible with heat shrink splice cassettes (N890.090 and N890.095) with heat shrink protections (N890.021).
- Tight buffer pigtailed are recommended to be used with tight buffer cables, i.e. with 900 um fibres. When using loose tube cables (250 um fibres) additional stress on the loose tube fibres should be limited as much as possible
- Around the splice area the pigtail needs to be stripped till the cladding before insertion in the splice tool.
- For proper alignment in the fusion splice tool the pigtail is fixed on the 900 um outer sheath. There is no need to strip the outer sheath of the pigtail on the place for fixation for getting a proper fixation.

Guarantees

Aginode LANmark-OF pigtailed are covered by Aginode warranty as described in the General Terms and Conditions.

LANmark-OF Pigtails Tight Buffer Set of 12 Colours

CHARACTERISTICS

Construction characteristics

| | |
|------------------|------------|
| Fiber optic type | OM3 50/125 |
| Connector type | LC |










Resources



ドキュメンテーション

SM G657 A1 bis_2.xls xls — 21.5 KB [ダウンロード ↓](#)

MM BIMMF bis_2.xls xls — 21.5 KB [ダウンロード ↓](#)

Product list

| Aginode ref. | Country ref. | 名前 | Connector type | Fiber optic type |
|--|--------------|--|----------------|------------------|
|  N121.5TLS | - | LANmark-OF Pigtail LC OM3 Tight Buffer LSZH 50/125 1m 12 Colours | LC | OM3 50/125 |
|  N121.4TCS | - | LANmark-OF Pigtail SC/UPC Singlemode Tight Buffer LSZH 9/125 1m 12 Colours | SC | SM (G657.A1) |
|  N121.4TLS | - | LANmark-OF Pigtail LC/UPC Singlemode Tight Buffer LSZH 9/125 1m 12 Colours | LC | SM (G657.A1) |
|  N121.7TLS | - | LANmark-OF Pigtail LC OM4 Tight Buffer LSZH 50/125 1m 12 Colours | LC | OM4 50/125 |
|  N121.4TLS2 | - | LANmark-OF Pigtail LC/UPC Singlemode Tight Buffer LSZH 9/125 2m 12 Colours | LC | SM (G657.A1) |
|  N121.4TCS2 | - | LANmark-OF Pigtail SC/UPC Singlemode Tight Buffer LSZH 9/125 2m 12 Colours | SC | SM (G657.A1) |
|  N121.5TLS2 | - | LANmark-OF Pigtail LC OM3 Tight Buffer LSZH 50/125 2m 12 Colours | LC | OM3 50/125 |
|  N121.5TCS2 | - | LANmark-OF Pigtail SC OM3 Tight Buffer LSZH 50/125 2m 12 Colours | SC | OM3 50/125 |
|  N121.7TCS2 | - | LANmark-OF Pigtail SC OM4 Tight Buffer LSZH 50/125 2m 12 Colours | SC | OM4 50/125 |

 = Make to order,  = In Stock

All drawings, designs, specifications, plans and particulars of weights, size and dimensions contained in the technical or commercial documentation of Aginode is indicative only and shall not be binding on Aginode or be treated as constituting a representation on the part of Aginode.