

LANmark-OF Pigtails Tight Buffer

- Factory terminated fibre assembly
- Tight Buffer pigtail: 1-2cm stripping in one action
- Insertion loss per connection without splice: typical 0,1 dB; 0.25 dB maximum
- 100 % factory tested
- Compatible with LANmark-OF splice cassette with heat shrink protectors


Pigtail characteristics

- Fibre assembly to terminate cable with fusion splicing
- Suitable for use in patch panels using splice cassettes
- The pigtails can be stripped in one action over a distance of 1-2cm

Fibre type

- The LANmark-OF OM3 pigtails have LANmark-OF OM3 **GIGAlite FLEX** fibre inside. This bend insensitive multimode fibre has a small bend radius of 7,5 mm and is compliant to IEC 60793-2-10, fibre model A1a.2b. The pigtail jacket is Aqua.
- The LANmark-OF OM4 pigtails have LANmark-OF OM4 **GIGAlite FLEX** fibre inside. This bend insensitive multimode fibre has a small bend radius of 7,5 mm and is compliant to IEC 60793-2-10, fibre model A1a.3b. The pigtail jacket is Aqua.
- The LANmark-OF OM5 pigtails have LANmark-OF OM5 **GIGAlite FLEX** fibre inside. This bend insensitive multimode fibre has a small bend radius of 7,5 mm and is compliant to IEC 60793-2-10, fibre model A1a.4b. The pigtail jacket is Lime Green.
- The LANmark-OF SM pigtails have LANmark-OF SM **GIGAlite FLEX** fibre inside. These fibres are bend insensitive and compliant to ITU-T G.657.A1 and to IEC 60793-2-50, fibre model B6.a1. The pigtail jacket of the singlemode pigtails is yellow.

Compatibility and installation practices



STANDARDS

ISO/IEC 11801

- Tight buffer pigtailed are compatible with heat shrink splice cassettes (N890.090 and N890.095) with heat shrink protections (N890.021).
- Tight buffer pigtailed are recommended to be used with tight buffer cables, i.e. with 900 um fibres. When using loose tube cables (250 um fibres) additional stress on the loose tube fibres should be limited as much as possible
- Around the splice area the pigtail needs to be stripped till the cladding before insertion in the splice tool.
- For proper alignment in the fusion splice tool the pigtail is fixed on the 900 um outer sheath. There is no need to strip the outer sheath of the pigtail on the place for fixation for getting a proper fixation.

Guarantees

Aginode LANmark-OF pigtailed are covered by Aginode warranty as described in the General Terms and Conditions.

LANmark-OF Pigtails Tight Buffer

CHARACTERISTICS

Construction characteristics

Connector type	SC
Fiber optic type	OM4 50/125










Resources

ドキュメンテーション

SM G657 A1 bis_2.xls xls — 21.5 KB [ダウンロード ↓](#)

MM BIMMF bis_2.xls xls — 21.5 KB [ダウンロード ↓](#)

Product list

Aginode ref.	Country ref.	名前	Connector type	Fiber optic type
 N121.7TCV	-	LANmark-OF ピグテール SC OM4 タイトバッファァー LSZH 50/125 1m バイオレット	SC	OM4 50/125
 N121.5TCA	-	LANmark-OF Pigtail SC OM3 Tight Buffer LSZH 50/125 1m Aqua	SC	OM3 50/125
 N121.4TLY	-	LANmark-OF Pigtail LC/UPC Singlemode Tight Buffer LSZH 9/125 1m Yellow	LC	SM (G657.A1)
 N121.4TDY	-	LANmark-OF Pigtail SC/APC Singlemode Tight Buffer LSZH 9/125 1m Yellow	SC/APC	SM (G657.A1)
 N121.4TPY	-	LANmark-OF Pigtail LC/APC Singlemode Tight Buffer LSZH 9/125 1m Yellow	LC/APC	SM (G657.A1)
 N121.7TLV	-	LANmark-OF ピグテール LC OM4 タイトバッファァー LSZH 50/125 1m バイオレット	LC	OM4 50/125
 N121.7TLA	-	LANmark-OF Pigtail LC OM4 Tight Buffer LSZH 50/125 1m Aqua	LC	OM4 50/125
 N121.5TLA	-	LANmark-OF Pigtail LC OM3 Tight Buffer LSZH 50/125 1m Aqua	LC	OM3 50/125
 N121.4TCY	-	LANmark-OF Pigtail SC/UPC Singlemode Tight Buffer LSZH 9/125 1m Yellow	SC	SM (G657.A1)

 = Make to order,  = In Stock