

# LANmark-8 Cables

- High Quality Data Cables for Datacentres
- S/FTP Design with dual shielding for optimal protection against EMI and Exogenous Noise (Alien Crosstalk)
- Cable exceed Category 8
- Superior Performance with positive ACR over the full frequency range up to 80m
- Optimised for use with LANmark GG45 connector

## Description

LANmark-8 S/FTP are 4 pair cable with individual pair foils and an overall braid offering superior performance up to 2000 MHz. The cables are fully compliant with the new Category 8 standards for Datacentres and remain to be Cat7A compliant for Enterprise use. Due to their excellent electrical performance and very low Noise levels the cables support applications like 10GBASE-T over 100m and 25/40GBASE-T over 30m and beyond.

## Application

Cat7A/Cat 8 are the highest performing standardised cable specifications for Enterprise market and Datacentre market and will support all current data applications and all planned applications using cabling up to Class FA or Class I/II.

- All Ethernet applications including
  - 10/100/1000Base-T
  - 1000Base-TX
  - 10GBase-T
  - 25GBase-T and 40GBase-T (according to 802.3bq Draft 2.4)
  - POE, POE+, POE++ (Draft)
- Cable sharing applications including CATV up to 862MHz
- Any future Class FA, Class I and Class II application

## Installation

Improved Screening against outside noise sources and ease of installation are the main features of LANmark-8 cables. Extra attention has been paid to ensure that the screen coverage is maintained and foils do not open during installation. The



## STANDARDS

EN 50173  
EN 50288-4-1  
ISO/IEC 11801  
ISO/IEC 61156-5

All drawings, designs, specifications, plans and particulars of weights, size and dimensions contained in the technical or commercial documentation of Aginode is indicative only and shall not be binding on Aginode or be treated as constituting a representation on the part of Aginode.

cables have been specially designed to be used in conjunction with the LANmark GG45 12C connector.

To support the correct set-up of hand held analysers for installation testing, the actual cable NVP value is given in the cable's print legend.

## Electrical Performance LANmark-8 Cable

FREQ in MHz	IL in dB/100m		RL in dB		NEXT in dB		ACRF in dB		TCL in dB		Prop.Delay in ns/100m		PSANEXT in dB		PSAACRF in dB	
	Std Res	Max	Std Res	Max	Std Res	Max	Std Res	Max	Std Res	Max	Std Res	Max	Std Res	Max	Std Res	Max
1	2.1	2.1	20.0	20.0	75.0	75.0	75.0	75.0	80.0	40.0	570	483	80.0	80.0	80.0	80.0
4	3.7	3.7	23.0	23.0	75.0	75.0	75.0	75.0	41.0	39.0	552	468	80.0	80.0	80.0	80.0
10	5.8	5.8	25.0	25.0	75.0	75.0	75.0	75.0	35.0	35.0	545	470	80.0	80.0	80.0	80.0
16	7.3	7.3	25.0	25.0	75.0	75.0	75.0	75.0	31.0	33.0	543	468	80.0	80.0	78.1	80.0
20	8.2	8.2	25.0	25.0	75.0	75.0	74.3	75.0	30.5	32.0	542	467	80.0	80.0	78.2	80.0
30	10.1	10.0	25.0	25.0	75.0	75.0	73.6	75.0	27.8	30.2	541	465	80.0	80.0	72.7	80.0
50	14.6	14.4	23.0	23.0	75.0	75.0	64.1	74.4	23.1	27.0	539	464	80.0	80.0	56.3	75.0
100	18.5	18.3	22.2	22.2	75.0	75.0	60.3	70.3	20.0	25.0	538	463	80.0	80.0	62.2	72.2
200	20.5	20.1	20.1	20.1	70.9	73.9	54.3	64.3	15.5	22.0	537	462	80.0	80.0	56.2	66.2
300	20.7	20.1	18.8	18.8	68.2	71.2	50.8	60.8	12.8	20.2	536	462	80.0	80.0	52.7	62.7
400	20.0	19.2	18.0	18.0	66.4	69.4	48.3	58.3	11.0	18.0	536	462	78.5	80.0	50.2	60.2
600	17.1	15.9	16.8	16.8	63.7	66.7	44.7	54.7	8.3	17.2	535	461	78.8	80.0	46.6	56.6
1000	11.9	10.9	15.2	15.2	60.4	63.4	40.3	50.3	7.0	16.0	535	461	72.0	80.0	42.2	52.2
1500	8.4	6.0	14.7	14.7	60.2	62.3	38.7	48.7	7.0	14.9	535	461	71.5	80.0	40.6	50.6
1600	7.2	7.2	14.0	14.0	57.8	60.8	36.8	46.8	7.0	13.2	535	461	69.9	78.9	38.7	48.7
1800	8.0	7.8	13.8	13.8	57.3	60.3	36.2	46.2	7.0	13.0	535	461	69.4	78.4	38.1	48.1
1900	8.4	8.0	13.4	13.4	56.8	59.8	35.2	45.2	7.0	12.4	535	461	68.7	78.7	37.1	47.1
2000	8.0	8.0	13.1	13.1	55.9	58.9	34.3	44.3	7.0	12.0	535	461	68.0	78.0	36.2	46.2

All drawings, designs, specifications, plans and particulars of weights, size and dimensions contained in the technical or commercial documentation of Aginode is indicative only and shall not be binding on Aginode or be treated as constituting a representation on the part of Aginode.

# LANmark-8 Cables

## CHARACTERISTICS

### Dimensional characteristics

Number of pairs	4
Conductor cross-section (AWG/KCMIL)	22

### Usage characteristics


Flame retardant	IEC 60332-1
-----------------	-------------



## Resources

### ドキュメンテーション

Freetable LM8 Cable\_6.xls xls — 27.5 KB [ダウンロード ↓](#)

## Product list

Aginode ref.	Country ref.	名前	Conductor cross-section (AWG/KCMIL)	Flame retardant
 N100.481-OD	-	LANmark-8 S/FTP AWG22 Cat 8.2 2000MHz LSZH Dca s2 d2 a1 Orange 1000m Reel	22	IEC 60332-1

 = Make to order,  = In Stock

*All drawings, designs, specifications, plans and particulars of weights, size and dimensions contained in the technical or commercial documentation of Aginode is indicative only and shall not be binding on Aginode or be treated as constituting a representation on the part of Aginode.*