

LANsense NGA Fibre Optical Patch Panels

- Preloaded patch panels with adaptors for fast installation in data centres
- High density connectivity: up to 48 LC or 96 LC.
- Sliding and tilting patch panel for ease of installation, upgrade and maintenance
- Optimised for installation of Pre-Term with advanced fibre management features
- Improved splice cassettes with hinged trays for ease of installation and inspection
- Labelling facility for port identification and patch cord management within 1 U

The new pre-loaded patch panel is specifically designed for installation in data centres where the high density, integrated patch cord guide and enhanced installation benefits of the patch panel meet the key requirements for implementation.

The patch panels are pre-loaded with LC adaptors and are available in medium and high-density versions. The medium-density patch panel provides 48 LC connections, while the high-density version has 96 LC connections. Singlemode and multimode versions are available.

The new patch cord guide sits in front of the adaptors and allows the patch cords to be managed within the same 1 U saving expensive rack space.


The patch cord guide also provides a labelling facility to identify connections. Additional labelling is provided by printed port numbers on the adaptor plate.

The newly developed chassis of the patch panel can be removed from the rack completely to ease the installation of direct terminated or spliced fibre and faster installation of pre-terminated cables. The tray tilts and slides for improved access to the installed fibres for inspection.

The pre-loaded patch panel has extended cable management with multiple entries to provide maximum flexibility. It accommodates both cable glands and tie wraps for strain relief of the cables. The cable gland sizes are 20 mm (8x) and 25 mm (2x).

For improved fibre management, the fibres can be arranged in 4 separate loops for added flexibility and organisation. The support bases and the rings for these four loops are included.

The patch panel chassis has multiple, specially designed slots at the rear to fix the cable glands of Aginode' pre-terminated cables. There is ample space inside the patch panel to



STANDARDS

ISO/IEC 11801

organise the flexible fan-out of the pre-terminated cables.

Up to 4 splice cassettes (N890.090 and N890.091) can be installed inside the patch panel tray. Only one cover (N890.093) is required to close the splice cassettes at the top. The bottom splice cassette is fixed with screws to the chassis of the patch panel. Splice cassettes are fixed with hinges to the cassette below, and with such an installation, the splice cassettes can be lifted and tilted for improved access to the splices inside the patch panel. This facilitates the inspection of the splices after installation.

Each splice cassette for heat shrink protectors (N890.090) can accommodate 12 splices allowing a maximum of 48 splices for the complete patch panel.







The splice cassette for aluminium protectors (N890.091) has a maximum of 24 splices resulting in a maximum of 96 splices per patch panel. N890.091 can only be used with maxistrip pigtailed and cables with 250 µm fibres.



Splice cassettes are not included in the patch panel.

The front adaptor plate can be fixed in a flush or recessed position in the rack using the adjustable side brackets. When the panel is installed recessed, the distance between the rack vertical and the rear of the panel is 288 mm. The front cord management projection is 67 mm. When the panel is installed flush, the distance between the rack vertical and the rear of the panel is 248 mm. The front cord management projection is 107 mm.

Panels are fully painted in black for a professional look and feel.

Product list

	Aginode ref.	Country ref.	名前
	N883.2B48LCMM	-	LANsense Pre Loaded Patch Panel 48 LC Multimode Sliding Black
	N883.2B48LCSM	-	LANsense Pre-Loaded Patch Panel 48 LC Singlemode Sliding Black
	N883.2B96LCMM	-	LANsense Pre-Loaded Patch Panel 96 LC Multimode Sliding Black
	N883.2B96LCSM	-	LANsense Pre-Loaded Patch Panel 96 LC Singlemode Sliding Black
	N883.MSLC96W	-	LANsense-OF 96MTP/LC Straight Multimode Beige Patch Panel Black
	N883.MSLC96B	-	LANsense-OF 96MTP/LC Straight Singlemode Blue Patch Panel Black

 = Make to order,  = In Stock

All drawings, designs, specifications, plans and particulars of weights, size and dimensions contained in the technical or commercial documentation of Aginode is indicative only and shall not be binding on Aginode or be treated as constituting a representation on the part of Aginode.