

Mechanische Muffe WTC 2

Spleißmuffe WTC2

- 6 Kabelanschlüsse
- Mehrfach zugängliches, vollmechanisches, wasserdichtes System IP68 und Druckbeaufschlagung möglich
- IP68 und Druckbeaufschlagung möglich
- Kapazität: 6 Spleißablagen oder 2 FiberArt-Module
- Mehrfachkabel-Dichtungssystem (bis zu 12 Kabel pro Anschluss)
- Standard, stumpfe oder gerade Midspan-Konfiguration

Anwendung

Das Produktsortiment LINX WTC-Spleißgehäuse ist für die Kapselung von erdverlegten, unterirdischen und oberirdischen Kabelspleißen vorgesehen.

Die Hauptfunktionen sind

- Schutz von Spleißen und blanken Glasfasern vor Umwelteinflüssen und unbefugtem Zugriff
- Effiziente und einfache Ablage, Handhabung und Identifizierung von LWL-Spleißen und -Fasern

Product usage

Sealing system


- Fully mechanical sealing system for reduced installation and re-entry time.
- The top shell, sealed with a gasket, can be easily installed and removed without special tools or torque control.
- Cable sealing devices based on a mechanical compression system: this allows to re-use all components for future upgrades or re-access to the closure. (No tape, glue, heat-shrink tubes, or cable jacket preparation is needed).
The mechanical sealing system perfectly fits Cables blowing technology.

Grounding

Standard grounding assures electrical continuity between all cable ports (individual cable grounding is also available).

Cable clamping

3 points cable clamps for extremely high cable retention, or simplified 1 point clamping systems are available.



STANDARDS

Aginode specification

Fibre management

Several fibre management configurations are available for loose tube, tight buffer or ribbon cable:

- Standard splice trays
- FiberArt

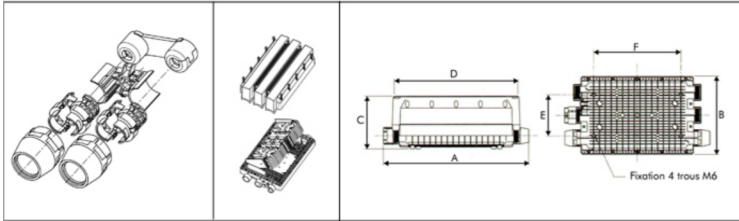
Cabling configuration

- Standard
- Butt Mid-Span


Characteristics

Material	Reinforced thermoplastic closure
Maximum Splice capacity	<ul style="list-style-type: none">• Up to 288 Heat-shrink splice protections, organized in 6 splice trays (336 H/S splices in 7 splice trays using a special reversed tray organize)• Up to 144 H/S splices organized in 12 splice trays (2 FiberArt modules)• 96 splices (into 2 trays) and up to 96 Small Form Factors connectors
Cable ports	See the Sealing product range datasheet for the number and diameter of cable
Cabling configurations	<ul style="list-style-type: none">• Straight splicing• Butt mid-span• Straight mid-span
Sealing system	Top shell: mechanical sealing (14 screws – no torque control) Cable ports: mechanical sealing (elastomer compression system)
Splice supports	Heat-shrink, ANT, ATI, Focs, 3M, and mass splice protections
Dimensions	L: 500 mm ; L: 262 mm ; H: 179 mm

Diagram



Versions



Product list

	Aginode ref.	Country ref.	Name
☒	10075247	France	Pole/Wall mounting bracket WTC2

☒ = Make to order, ☒ = In Stock

All drawings, designs, specifications, plans and particulars of weights, size and dimensions contained in the technical or commercial documentation of Aginode is indicative only and shall not be binding on Aginode or be treated as constituting a representation on the part of Aginode.