

Splicing Splitting Patching / General MEC

MEC: 19"-ETSI modules for splitters

- FTTH – PON Architecture
- Module integrated in frames or cabinet
- 19" or ETSI standards
- Swiveling and full access to the back
- Pre-fitted with splitters ready to splice
- 32, 96 or 128 SC/APC adapters depending on module height

Application

The MEC modules combine splicing, splitting and patching functions connecting up to 128 fibres depending on the module height.

The proximity of the three functions allows to reduce the length of fibres.

They are designed for 19" and ETSI optical frames and cabinets.

The MEC is the interface between the fibres coming from the network connected to the trunks of the splitters and those dedicated to the customers.

These modules are well-suited for all ranges of FTTx networks with PON architecture.

Details


The MEC modules include a space reserved for the splitters as well as a space for splicing of the incoming fibres when needed.

Splicing is performed in a splicing tray.

A front panel ensures the patching function with a capacity of 32SC, 96SC or 128SC depending on the height of the modules allowing any type of splitters configurations.

The module is composed of the following subparts:

- Fixed chassis attached to the rack (19" or ETSI)



STANDARDS

Aginode specification

- Swivelling chassis (left or right axis versions available) including a front patch panel and a pivoting support for the splice trays
- Front output jumper management system

The module is compatible with all types of frames (19" or ETSI standards) with a minimum depth 300mm.

The accessories fitted with the module guarantee the conformity with the bending radius of the fibre (G652). It is prepared in order to minimise the installation time on sites where it is deployed.

The management of input fibers is done at the rear of the module whilst the management of the output jumpers is made at the front and on the rotation axis side (lateral spool).

Splicing Splitting Patching / General MEC

EIGENSCHAFTEN

Konstruktionsmerkmale

| | |
|---------------------|---------------|
| Farbe | RAL 9002 |
| Schaltschrankformat | 19"/ETSI |
| Werkstoff | Steel painted |






Abmessungsmerkmale



| | |
|----------------------|--------|
| Tiefe | 185 mm |
| Höhe | 100 mm |
| Anzahl Spleiße | 12 |
| Einheitshöhe | 2 U |
| Anzahl der Verbinder | 96 |

Anwendungsmerkmale

| | |
|---|-------------|
| Betriebstemperatur | -25...70 °C |
| Mindestbiegeradius bei statischem Einsatz | 30 mm |
| Verpackung | Box |

Product list

| | Aginode ref. | Country ref. | Name |
|--|--------------|--------------|--|
|  | | - | MEC96 Left axis 1x1:64+1x1:32 splitters SC/APC |
|  | | - | MEC128 Left axis 4x1:32 splitters SC/APC |
|  | | - | MEC128 Right axis 4x1:32 splitters SC/APC |
|  | | - | MEC32 Right axis 1x1:32 splitter SC/APC |
|  | | - | MEC32 Left axis 1x1:32 splitter SC/APC |

 = Make to order,  = In Stock

All drawings, designs, specifications, plans and particulars of weights, size and dimensions contained in the technical or commercial documentation of Aginode is indicative only and shall not be binding on Aginode or be treated as constituting a representation on the part of Aginode.