

Cat.6A 500 F/UTP LSZH Dca

- Complies to latest Cat 6A standard version
- Supports Class EA applications
- Cable tested up to 500 MHz
- Flame retardant according to EN50575:2014+A1:2016 and IEC 60332-1
- Global screen for EMC performance
- Compatible POE, POE+ and UPOE
- RoHS EC Directive compliant
- Compliant with European Reach regulation

Application

F/UTP Category 6A cables are the standard offering from Aginode. Manufactured in accordance with ISO IEC 61156-5 requirements, the F/UTP cable is the best choice to support all Class EA applications like Ethernet, Fast Ethernet, Gigabit Ethernet, ... Cat 6A F/UTP cables are suitable for basic voice and data installations up to 500 MHz. Aginode Cat.6A cables, combined with a similar class of performance connectivity, are suitable for voice and data installations according to ISO/IEC 11801, EN 50173 and TIA/EIA 568 standards.

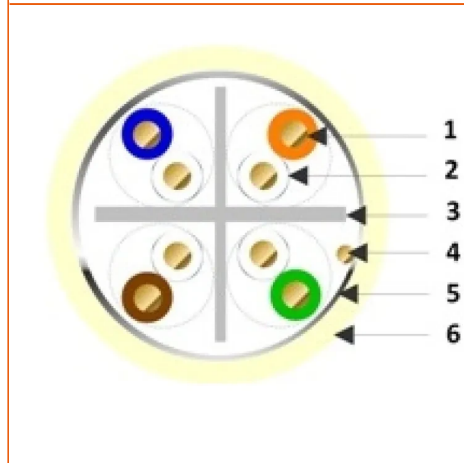
Construction

1. Conductor: solid bare copper
2. Insulation : Polyethylen (EN 50290-2-23) - Two insulated conductors twisted to a pair
3. Cross filler - 4/2 laid up together
4. Tinned copper drain wire
5. Screen: ALU/PET foil - Alu inside
6. Outer Jacket : LSZH - Dca

Environment

Designed to reduce the environment impact, Aginode cables are compliant with RoHS 2011/65 Directive and European Reach 1907/2006/EC regulation. The outer sheath of the cable is made of halogen free material (IEC 60754-1 / EN 50267-2-1), with limited fumes emission (IEC 61034-1/2 / EN 50268-1/2) and no acid gas emission in case of fire (IEC 60754-2 / EN 50267-2-2).

Aginode measure the environmental impact of each of the



STANDARDS

- EN 50173
- EN 50288
- EN 50575
- IEC 60332-1
- IEC 61156-5
- ISO/IEC 11801

All drawings, designs, specifications, plans and particulars of weights, size and dimensions contained in the technical or commercial documentation of Aginode is indicative only and shall not be binding on Aginode or be treated as constituting a representation on the part of Aginode.

cable. Upon request the PEP Ecopassport or the Eco Material Declaration could be available.

Cat 6A 500 F-UTP TRANSMISSION CHARACTERISTICS

CAT.6A 500 F/UTP TRANSMISSION CHARACTERISTICS

Values at 20°C

Frequency (MHz)	S/T	4	10	16	20	31.25	62.5	100	155	200	240	250	350	500
Attenuation max. (dB/100m)	Standard	3.8	5.9	7.5	8.4	10.5	15.0	19.1	24.1	27.6	30.4	31.1	37.2	45.3
	Typical	3.7	5.5	6.9	7.7	9.6	13.7	17.5	22.0	25.2	27.8	28.4	34.1	41.4
NEXT min. (dB)	Standard	66.3	60.3	57.2	55.8	52.9	48.4	45.3	42.4	40.8	39.6	39.3	37.1	34.8
	Typical	85.5	77.9	74.0	72.2	68.5	62.7	58.8	55.2	53.1	51.6	51.2	48.5	45.5
PSNEXT min. (dB)	Standard	63.3	57.3	54.2	52.8	49.9	45.4	42.3	39.4	37.8	36.6	36.3	34.1	31.8
	Typical	82.5	74.9	71.0	69.2	65.5	59.7	55.8	52.2	50.1	48.6	48.2	45.5	42.5
ACRF min. (dB)	Standard	56.0	48.0	43.9	42.0	38.1	32.1	28.0	24.2	22.0	20.4	20.0	17.1	14.0
	Typical	83.0	74.9	70.8	68.8	64.9	58.8	54.7	50.8	48.6	47.0	46.6	43.6	40.5
PSACRF min. (dB)	Standard	53.0	45.0	40.9	39.0	35.1	29.1	25.0	21.2	19.0	17.4	17.0	14.1	11.0
	Typical	80.0	71.9	67.8	65.8	61.9	55.8	51.7	47.8	45.6	44.0	43.6	40.6	37.5
Return Loss min. (dB)	Standard	23.0	25.0	25.0	25.0	23.6	21.5	20.1	18.8	18.0	17.4	17.3	17.3	17.3
	Typical	26.0	28.0	28.0	28.0	26.9	25.3	24.2	23.1	22.5	22.1	22.0	21.2	20.3

All drawings, designs, specifications, plans and particulars of weights, size and dimensions contained in the technical or commercial documentation of Aginode is indicative only and shall not be binding on Aginode or be treated as constituting a representation on the part of Aginode.

Cat.6A 500 F/UTP LSZH Dca

EIGENSCHAFTEN

Konstruktionsmerkmale

Außenmantel LSZH

Mantelfarbe Ivory

Abmessungsmerkmale



Anzahl Paare 4



Anwendungsmerkmale

Flammwidrig IEC 60332-1

Verpackung Trommel 500m

Product list

	Aginode ref.	Country ref.	Name	Mantelfarbe	Anzahl Paare	Verpackung
	10272117	-	AGINODE C6A 500 F/UTP LSZH Dca 4P 500m IVOIRY	Ivory	4	Trommel 500m
	10272121	-	AGINODE C6A 500 F/UTP LSZH Dca 2x4P 500m IVOIRY	Ivory	8	Trommel 500m

 = Make to order,  = In Stock

All drawings, designs, specifications, plans and particulars of weights, size and dimensions contained in the technical or commercial documentation of Aginode is indicative only and shall not be binding on Aginode or be treated as constituting a representation on the part of Aginode.