

Abdichtkits für WTC und DCSM Muffen

- Mit allen Produkten der WTC und DCSM Muffen kompatibel
- Mechanische Dichtung (Vollständig reversible)
- IP68
- "Butt-Midspan"-Konfiguration mit zwei Anschlüssen
- "Butt-Midspan"-Konfiguration mit Kabeldurchgang im gleichen Anschluss durch verschleißbare Dichtung

Dichtungsproduktsortiment für alle Muffen der WTC- und DCSM-Produktsortimente.

Gummi und HDPE-Material für lange Lebensdauer.

Standard sealing kits

Underground version	Aerial version	Number of cables	Sealing range Ø in mm	
10198955	10198954	24	Ø 1,1 - 2,2	
10098334	10136284	12	Ø 2,2 - 4,2	
10098340	10136285	12	Ø 4,2 - 6	
10172080	10172081	6	Ø 6 - 8	
10087520	10136337	5	Ø 6 - 8	
10087518	10136336	4	Ø 4,5 - 7,8 (flat)	
10075356	10136281	3	Ø 2 - 5	
10075099	10136278	3	Ø 5 - 8	
10075711	10136283	3	Ø 10 - 12	
10075098	10136262	2	Ø 8 - 13	
10175879	10175964	2	Ø 12 - 15	
10075097	10136261	1	Ø 13 - 19	
10075357	10136280	1	Ø 19 - 25	


Loop midspan sealing kits




STANDARDS

Aginode specification



WTC sealing kits

Underground version	Aerial version	Number of cables	Sealing range Ø in mm	
10118418	10118458	1	Ø 5 - 8	
10075401	10080467	1	Ø 8 - 12	
10075257	10075402	1	Ø 12 - 17	
10075256	10080353	1	Ø 17 - 20	
10075367	10075403	1	Ø 20 - 23	
10075368	10080506	1	Ø 23 - 25	

DCSM sealing kits

Underground version	Aerial version	Number of cables	Sealing range Ø in mm	
10075695	10075690	1	Ø 8 - 12	
10075692	10075687	1	Ø 12 - 17	
10075691	10075686	1	Ø 17 - 20	
10075693	10075688	1	Ø 20 - 23	
10075694	10075689	1	Ø 23 - 25	

Sealing kits with slotted grommets

Underground version	Aerial version	Number of cables	Sealing range Ø in mm	Number of slots	
10229552	10229575	12	Ø 2,2 - 4,2	3	
10229553	10229576	12	Ø 2,2 - 4,2	6	
10229574	10229577	12	Ø 2,2 - 4,2	9	
10145612	10145617	12	Ø 4,2 - 6	3	
10145613	10145618	12	Ø 4,2 - 6	6	
10145616	10145619	12	Ø 4,2 - 6	9	
10172082	10172083	6	Ø 4,2 - 6	6	
10145620	10145623	3	Ø 5 - 8	1	
10145621	10145634	3	Ø 5 - 8	2	
10145622	10145635	3	Ø 5 - 8	3	
10199380	10199383	2	Ø 8 - 13	2	

All drawings, designs, specifications, plans and particulars of weights, size and dimensions contained in the technical or commercial documentation of Aginode is indicative only and shall not be binding on Aginode or be treated as constituting a representation on the part of Aginode.

All drawings, designs, specifications, plans and particulars of weights, size and dimensions contained in the technical or commercial documentation of Aginode is indicative only and shall not be binding on Aginode or be treated as constituting a representation on the part of Aginode.